

Arkansas State Board of Licensure
for Professional Engineers and Professional Surveyors
Minutes – July 13, 2021

A meeting of The Board was convened at 10:00 in the Board Room at 623 Woodlane Dr., Little Rock, Arkansas by President Salyer. Members present or via ZOOM were Tom Scott, David Beasley, Ivan Hoffman, Rod Williams, and Lorie Tudor (absent Don Perry & Brian Moore). Others present or via ZOOM; Director Heather Richardson, Chief Investigator Grant Grigg, Asst. Director Linda Stone, and Attorney General's Office Agency Counsel, Daniel Faulkner.

Board Member appointments – Dual Member J. Kyle Salyer was reappointed and Murry Cline has replaced Jim Engstrom as a PE Member. Their terms will expire in 2025.

The Consent Agenda was reviewed with motion made (Williams moved, Beasley seconded) and carried to:

- a. Approve – Meeting minutes of May 11, 2021 and June 15, 2021;
- b. Ratify – Attached lists of conditionally licensed P.E.'s, Temporary Permits (with Engineer Model Law Qualifications), E.I.'s, S.I.'s and C.O.A.'s;
- c. Accept the Executive Director Recommendation to approve licensure for;

Belcher, Kaleb Oren	PE – O
Blair, Daniel Nelson	PE – O, subject to passing the PE exam
Carter, Jacob T.	PE – O
Chowdhury, Nazmul H.	PE – O
Freedle, Luke T.	PE – O
Griffin, Luke Alan	PE – O, subject to passing the PE exam
Harris, Tanner L.	PE – O
Hughes, Maurisa G.	PE – O, subject to passing the PE exam
Jenkins, Samuel L.	PE – O
Johnson, Kevin M.	PE – O, subject to passing the PE exam
Kennetz, Bernard F.	EI
Kitsch, Matthew	PE – O
LeBlanc, Andrew C	PE – O
LeMonier, Wesley Jay	PE – O
Lybrand, Hannah N.	PE – O, subject to passing the PE exam
Mahmud, Istiaque	PE – O
McKay, Charis	SI
Merritt, Andrew W.	PE – C
Mitchell, Josilyn N.	PE – O, subject to passing the PE exam
Mohammed, Zaheeruddin A	PE – C
Ndorimana Kunda, Jean Pamphile	PE – O
Qiao, Chong	PE – C
Rafi, Rafsan J.	PE – C
Reaves, Robert Matthew	PE – O
Robnett, Timothy S.	PE – O
Sasca, George	PE – O, subject to passing the PE exam
Spradlin, Mitchell A.	PE – O, subject to passing the PE exam
Stephens, Andrew Neal	PE – O, subject to passing the PE exam
Stinnett, David K.	PE – O, subject to passing the PE exam
Sybron, Rohan Hugh	PE – C
Thakkar, Jay	PE – C, Temp 202109
Truzman, Miguel	PE – C
Wendel, Matthew T.	PE – O

The following administrative matters were discussed and/or acted upon:

Financial Reports (Cash Fund, Revenue Reconciliations, Z warrant Check Activity, Payroll Posting, and AASIS Trial Balance) for April and May 2021 were ratified by motion made (Hoffman moved, Beasley seconded) and carried.

Department of Labor and Licensing (ADLL) Report –

- The FY20 Legislative Audit of ADLL and our agency is ongoing (began September 4th);
- End of FY21 (contracts, agreements, personnel evaluations, etc); and
- DIS-PELS Security Agreement.

The Survey Exam Committee met on July 12, 2021 at 1:00pm via ZOOM.

93rd General Assembly of 2021 – the director provided to the Board the Governor's report on potential Rule Promulgation resulting from the 2021 General Assembly.

AR State University – Bachelor of Science in Civil Engineering (BSCE) with a Minor in Land Surveying and Geomatics program (deferred from May 11 meeting) is designated “approved by the Board” by motion made (Beasley moved, Hoffman seconded) and carried. It was also reported that the AAS in Land Surveying and Geomatics and BS in Land Surveying and Geomatics were designated as “approved by the Board” during the May 11, 2021 Board Meeting.

Diagnostic Report for the April 2021 Arkansas State Specific Exam – the report was accepted by motion made (Beasley moved, Hoffman seconded) and carried.

NCEES Resolution of Cooperation (ROC) The Board reaffirmed being signatories of the ROC that was approved during the September 10, 2018 Board Meeting.

NCEES’s guidance on the Washington Accord.

President Salyer appointed Rod Williams to serve with Heather Richardson and Donald Perry on the Complaint Committee.

The Board acted upon the following applicants:

Ansley, Jeffrey Haines PE – Deny comity licensure, does not meet the current nor prior Rules of the Board. Motion made (Tudor moved, Beasley seconded) and carried.

Kern, Andrew M. PE – Deny comity licensure, does not meet the current nor prior Rules of the Board. Motion made (Beasley moved, Scott seconded) and carried.

Angerman, Cameron S. PS – Approve original licensure, subject to passing the PS and AR State Specific Exams, motion made (Williams moved, Beasley seconded) and carried (Hoffman abstained).

Bentsen, Lane Andrew PE – Approve comity licensure, motion made (Beasley moved, Williams seconded) and carried.

Brown, Gregory Steven PE – Approve comity licensure, motion made (Beasley moved, Tudor seconded) and carried.

Day, Gregory F. PE – Defer comity licensure, motion made (Williams moved, Beasley seconded) and carried, he needs additional experience.

Furr, Julie C. PE – (Reconsideration from March 2019) Approve comity licensure, motion made (Beasley moved, Williams seconded) and carried.

Gottsponer, Levi D. PE – Approve original licensure, subject to passing the PE exam, motion made (Beasley moved, Williams seconded) and carried.

Graham, Philip Layne PE – Defer comity licensure, motion made (Williams moved, Beasley seconded) and carried, he needs credentials evaluation.

LeBoeuf, Benson John PS – Original (Reconsideration from May 2021) Defer – motion made (Hoffman moved, Williams seconded) and carried. Applicant to be interviewed by the Survey Exam Committee and to provide examples of plats using the US – PLSS.

Louviere, Seth James PE – Approve original licensure, subject to passing the PE exam, motion made (Tudor moved, Williams seconded) and carried.

Monahan, Tim Lynn PE – Defer comity licensure, motion made (Beasley moved, Scott seconded) and carried, he needs credentials evaluation.

Pearson, Karl Lawrence PS – Approve comity licensure, subject to passing the AR State Specific Exam, motion made (Hoffman moved, Beasley seconded) and carried.

Swope, Phillip R. PS – Original (Reconsideration from November 2018) Approve original licensure, subject to passing the AR State Specific Exam, motion made (Hoffman moved, Williams seconded) and carried.

Young, Thomas Alan PS – Defer comity licensure (Hoffman moved, Beasley seconded) and carried, needs to clarify PLSS experience.

On behalf of the Complaint Committee, Mr. Grigg presented the following:

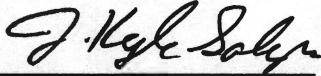
- Status of Complaints
 - Case 2020-02 – Complaint received on August 10, 2020 alleging misconduct in the practice of engineering, Board inquiry letter sent on August 10, 2020. Waiting on answer.
 - Case 2020-05 – Complaint received on September 23, 2020 alleging misconduct in the practice of surveying. Board inquiry letter sent on September 23, 2020. Answer received October 13, 2020. Recommended for Hearing at the May meeting.
 - Case 2020-06 – Complaint received on October 9, 2020 alleging misconduct in the practice of engineering. Board inquiry letter sent on October 9, 2020. Answer received on December 28, 2020.
 - Case 2021-01 – Complaint received on February 8, 2021 alleging misconduct in the practice of surveying. Board inquiry letter sent on February 10, 2021. Answer received March 5, 2021.
 - Case 2021-02 – Complaint received on March 15, 2021 alleging misconduct in the practice of Engineering. Board inquiry letter sent on March 16, 2021. Answer received on April 5, 2021.
- Case Management Statistics.
- Consent Agenda, motion made (Hoffman moved, Scott seconded) and carried (Salyer abstained) to accept these Committee recommendations:
 - 2020-06 – Alleging misconduct in the practice of Engineering – Dismiss due to lack of jurisdiction.

- 2021-02 – Alleging misconduct in the practice of Engineering – Dismiss, complainant requested the complaint be withdrawn.
- CPC Audit – PE results will be presented at the next meeting.

These Board Topics were discussed:

- September 13, 2021 at 1:00 pm – Survey Exam Committee
- September 14, 2021 at 9:00 am – Administrative Hearing followed by the Regular Board Meeting.


Business being thus concluded the meeting adjourned at 1:45 pm.



Kyle Salyer, President

9/14/21

Date



Heather Richardson, Director

9/14/2021

Date

Agenda Items 2.a.i., 2.a.ii., 2.a.iii.

Tuesday, July 13, 2021

2.b.i - PE's, Temporary Permits (with Model Law Qualifications), & reinstatements

PE #	Last Name	First	Middle	Type	Comity State	Temp #
1414	Harris	Vincent	Carl	PS - O	reinstatement	0
12106	Nord	Daniel	Jonathan	PE - C	reinstatement	
13761	McDaniel	Bryan	Cecil	PE - C	reinstatement	
16034	Gustafson	W.	Blake	PE - C	reinstatement	
17282	Mansfield	Maegan	L.	PE - C	reinstatement	
20204	Heiges	Richard	William	PE - C		
20205	Ludwig	Evan	R.	PE - C		
20206	Borree	Benjamin	R.	PE - C		
20207	Brown	Bryan	Paul	PE - C		
20208	Terry	Michael	Lee	PE - C		
20209	Goodsell	Mark	Wylie	PE - C		
20210	Fitzpatrick	John	J.	PE - C		
20211	Macaloney	Neil	Thomas	PE - C		
20212	McCrum	Anthony	D.	PE - C		
20213	Ullom	Gregory	Robert	PE - C		
20214	Case	Michael	Scott	PE - C		
20215	Savoy	Richmond	H.	PE - C		
20216	Seekins	Robert	B.	PE - C		
20217	Leone	Michael		PE - C		
20218	Antoine	Richard	Howard	PE - C		
20219	Lightle	Austin	C.	PE - C		
20220	Konakis-Rice	Angela	Rachelle	PE - C		
20221	Fowle-Ludlow	Kyle	Adrian	PE - C		
20222	Swanson	Daniel	Lynn	PE - C		
20223	Leath	Ronald	Daniel	PE - C		
20224	Smith	Jeffrey	Garrison	PE - C		
20225	Miller	Jonathan	P.	PE - C		202106
20226	Fulton	Richard	D.	PE - C		
20227	Halling	Todd	P.	PE - C		
20228	Milano	Christopher	Paul	PE - C		
20229	Thompson	Michael		PE - C		
20230	Humphrey	Warren	James	PE - C		
20231	Wier	Joel	Smith	PE - C		
20232	Mack	Christopher	S.	PE - C		
20233	Waters	Ross	Eugene	PE - C		
20234	Giesmann	April	M.	PE - C		
20235	Elgersma	Douglas	J.	PE - C		
20236	Hill	Christopher	Aryan	PE - C		
20237	Vester	James	Cameron	PE - C		
20238	Goslin	Keenan	M.	PE - C		
20239	Ackermann	David	Michael	PE - C		202108
20240	Mahmoud	Christopher	Saad	PE - C		
20241	Maloney	Timothy	Daniel	PE - C		
20242	Noser	Joseph	E.	PE - C		
20268	Meier	Brandon	R.	PE - C		
20269	Aviles	Sergio		PE - C		

PE's Cont'd next page

Agenda Items 2.a.i., 2.a.ii., 2.a.iii.

20270	Evans	Kyle	Patrick	PE - C		
20271	Harvey	Glenn	William	PE - C		
20272	Chelotti	Richard	Wilbert	PE - C		
20273	Duncan	Timothy	M.	PE - C		
20274	Turner	Eric	S.	PE - C		
20275	Teal	Charles	E.	PE - C		
20276	Korpi	Phillip	W.	PE - C		
20277	Lee	Jon-Peter	A.	PE - C		
20278	Rowley	James	V.	PE - C		
20279	Smith	Stacey	A.	PE - C		
20280	Van Tol	Robert	John	PE - C		
20281	Hood	Thomas	M.	PE - C		
20282	Meyer	Joseph	Dalton	PE - C		
20283	Brasher	Andrew	James	PE - C		
20284	Polena	Sotiel	Sam	PE - C		
20285	Steed	Joshua	Ronald	PE - C		
20286	Chandoo	Mujahid		PE - C		
20287	Maynard	Larry	Allan	PE - C		
20288	Morales Moreno	Hiram	Manuel	PE - C		
20289	King	Kerwyn		PE - C		
20290	Atwood	Dustin	John	PE - C		
20291	Miller	Jeffrey	M.	PE - C		
20292	Barrett	Xavier	Carlyle	PE - C		
20293	Koliha	Kayla	Therese	PE - C		
20294	Kalinski	Michael	Edward	PE - C		
20295	Norris	Donald	J.	PE - C		
20296	Dalaeli	Josef	Nash	PE - C		
20297	Gill	Colton	A.	PE - C		
20298	Peterson	Chad	Thomas	PE - C		
20299	Horn	Eric	Mitchell	PE - C		
20300	Kershner	Jeffrey	Alan	PE - C		
20301	Long	David	McMullan	PE - C		
20302	Grubbs	Mark	C.	PE - C		
20303	Miller	Douglas	Andrew	PE - C		
20304	Watson	David	C.	PE - C		
20305	Waldrep	Chris	Duwane	PE - C		
20306	Lauritsen	Brad	Anders	PE - C		
20321	Kronkosky	Blake	C.	PE - C		
20322	Webster	Antoinette	Elizabeth	PE - C		
20323	Griewing	Walter	M.	PE - C		
20324	Senyurekli	Ahmet		PE - C		
20325	Simmons	Barry	Todd	PE - C		
20326	Lee	Jonathon	Michael	PE - C		
20327	Christman	Ralph	James	PE - C		
20328	Vinduska	Joshua	J.	PE - C		
20329	Brown	Clint	E.	PE - C		
20330	Johnson	Brian	Dennis	PE - C		
20332	Moulton	John	D.	PE - C		

PE's Cont'd next page

Agenda Items 2.a.i., 2.a.ii., 2.a.iii.

20333	Dickson	Douglas	M.	PE - C		
20334	Heitman	Zachary	J.	PE - C		
20335	Cartwright	Donald	William	PE - C		
20337	Vohwinkle	Ian	C.	PE - C		
20338	Nicolas	John	M.	PE - C		
20339	Bradley	Jacob	Eugene	PE - C		
20340	Parker	Melanie	J.	PE - C		
20341	Saltzman	Brian	Douglass	PE - C		
20342	Turgeon	Jacob	Andrew	PE - C		
20343	Swanson	William	H.	PE - C		
20344	Breen	Ryan	P.	PE - C		
20345	Gath	Michael	S.	PE - C		

2.b.ii - SI's & EI's

Intern #	Last Name	First	Middle	Type
9312	Bell	Samuel	Elliott	EI
9313	Bradley	Blake	H.	EI
9314	Horner	Jared	D.	EI
9315	Lowery-Rippa	Meagan	Marie	EI
9316	Coleman	Parker	D.	EI
9317	Shirley	Jacob	B.	EI
9318	Flores	Saul	A.	EI
9319	Fancher	John	Ryan	EI
9320	Meegan	Teva	K.	EI
9321	Moore	Andrew	McNeill	EI
9322	Knowles	Hayden	W.	EI
9323	Schuler	Clay	M.	EI
9324	Mitchell	Justin	Blake	EI
9325	Espejo	Austin	P.	EI
9326	Olatunji	David	Oluwawade	EI
9327	Huggins	Tyler	Brent	EI
9328	Keeling	Mason	W.	EI
9329	Herekamp	Katie	K.	EI
9330	Lachance	Daniel	P.	EI
9331	Strasser	Timothy	Jacob	EI
9332	Wilkerson	Faith	R.	EI
9333	Baker	Jocie	LaMay	EI
9334	Sorensen	Jonathan	Wayne	EI
9335	Thomas	Gil	Edward	EI
9336	Castellanos Barba	Josue	Alan	EI
9337	Locher	Charles	Preston	EI
9338	Chachere	Frank	B.	EI
9339	Gentry	Jonathan	Christian	EI
9340	Hopkins	William		EI
9341	Williams	Ian	David	EI
9342	Koehler	Rachael		EI
9343	Renfroe	Caleb	Edmon	EI

Agenda Items 2.a.i., 2.a.ii., 2.a.iii.

9344	Howe	Thomas	A.	EI
9345	Pearce	Ryan	Patrick	EI
9346	Sawyer	John	Justus	EI
9347	Taylor	Jacob	William	EI
9348	Hoisington	William	H.	EI
9349	Eason	Grant		EI
9350	Frey	Gabriel	M.	EI
9351	Haney	John	Thomas	EI
9352	Easom	Noah		EI
9353	Renard	Samantha	Ashley	EI
9354	Edwards	Lane	C.	EI
9355	Klein	Ian	J.	EI
9356	Osorio	Edwin	A.	EI
9357	BAHNG	SAENGHUN		EI
9358	Matteson	Kyle	M.	EI
9359	Wilson	Caroline	Grace	EI

2.b.iii - Reinstated & new COA's (Certificates of Authority)

COA #	Company Name	Address	City	State	Zip	Type	AR PE/PS in CHG
1196	Carr Engineering	7923 S Pinewood Dr	Pine Bluff	AR	71603-8963	Engineering	Stephen Carr PE #6152
2744	ESDC Inc	4590 E 29th ST	Tulsa	OK	74114-6208	Engineering	Arthur Shelton PE #11739
2993	CRS Consulting Engineers, Inc.	4246 S. Riverboat Rd., #200	Salt Lake City	UT	84123-2582	Engineering	Darren Eyre PE #14566
3935	The John R. McAdams Company	2905 Meridian Parkway	Durham	NC	27713-5270	Engineering	Norman Watson PE #5978
3936	ADG Baton Rouge, LLC	10705 Rieger Road, Suite 101	Baton Rouge	LA	70809-4520	Engineering	Michael Terry PE #20208
3937	Alliance Engineers and Project Consultants, LLC	470 Orleans St	Beaumont	TX	77701-3015	Engineering	Jeffrey Leach PE #17319
3938	Railroad Infrastructure & Terminal Development, LLC	35505 Cooper Rd	Brookshire	TX	77423-9349	Engineering	Richard Heiges PE #20204
3939	Quist Engineering Inc.	821 NE Columbus St	Lees Summit	MO	64063-2798	Engineering	Robert Walquist PE #19511
3940	ICC PEI LLC	58640 SR 15	Goshen	IN	46528-8670	Engineering	Timothy Baldrige PE #14071
3941	Advantage Engineers	7151 Columbia Gateway Drive	Columbia	MD	21046-2149	Engineering	Andrew Miller PE #20155
3942	Entertainment and Rigging Engineering	674 Delta Ave.	Cincinnati	OH	45226-1926	Engineering	Andrew Savage PE #20098
3943	Bennett Trenchless Engineers, LLP	950 Glenn Drive	Folsom	CA	95630-3194	Engineering	Robert Bennett PE #11230
3944	Alpha Testing Inc	2209 Wisconsin Street	Dallas	TX	75229-2087	Engineering	Brian Powell PE #12989
3945	Goldstein-Milano, LLC	125 Main Street	Reading	MA	01867-3925	Engineering	Christopher Milano PE #20228
3946	Gouvis Engineering Consulting Group	2150 E. Tahquitz Canyon #9	Palm Springs	CA	92262-6818	Engineering	Mehdi Hosseinzadeh PE #20116
3947	Shermco Industries, Inc.	2425 E Pioneer Drive	Irving	TX	75061-8919	Engineering	Keith Shufelt PE #17058
3948	Robison Engineering, Inc.	19401 40th Ave W Ste 302	Lynnwood	WA	98036-5600	Engineering	Mark Robison PE #19261
3949	Tower Engineering Inc.	556 Jefferson Street, Suite 201	Lafayette	LA	70501-6954	Engineering	David Ackermann PE #20239
3950	Eckersley O'Callaghan & Partners, LLC	26 Broadway, Suite 1306	New York	NY	10004-1820	Engineering	Franklin Lancaster PE #20260
3951	Nick Brown Enterprises	17350 State Highway 249	Houston	TX	77064-1132	Engineering	Nicholas Brown PE #20246
3952	BSA Consulting Engineers, PLLC	14302 Slide Road	Lubbock	TX	79424-6655	Engineering	Monty Bradshaw PE #20245
3953	AJT Engineering, Inc.	200 WILLARD STREET	Cocoa	FL	32922-8002	Engineering	Peter Deeks PE #20247
3954	JDS Consulting PLLC	8600-D Jersey Court	Raleigh	NC	27617-8417	Engineering	Charles Teal PE #20275
3955	Watson Surveying LLC	10700 Hwy 35N	Sheridan	AR	72150-8060	Survey	Brian Watson PS #1864
3956	Trident EPC, LLC	5718 Westheimer Rd.	Houston	TX	77057-5782	Engineering	Guy Skipper PE #17150
3957	J.B. Shepherd & Company, Inc.	1003 S. Alexander Street, STE 9	Plant City	FL	33563-8400	Engineering	Curtis Falany PE #20249
3958	GEM Buildings, Inc	1025 N Watery Lane	Brigham City, UT	UT	84302-1513	Engineering	Angela Konakis-Rice PE #20220

Agenda Items 2.a.i., 2.a.ii., 2.a.iii.

3959	Hamilton Designs, LLC	11 Municipal Drive	Fishers	IN	46038-1634	Engineering	Michael Thompson PE #20229
3960	Smith Gardner, Inc.	14 N Boylan Avenue	Raleigh	NC	27603-1421	Engineering	Stacey Smith PE #20279
3961	Forte and Tablada, Inc.	9107 Interline Ave	Baton Rouge	LA	70809-1906	Survey	Ross Wilson PS #1866
3962	CivilTech Professionals LLC	1503 West Pleasant Grove Road Apt B	Rogers	AR	72758-8345	Engineering	Ashley Bice PE #13829
3963	Lucent Engineering, P.C.	814 E 1475 N	Lehi	UT	84043-3568	Engineering	John Leesman PE #14537
3964	Geohazards Forensic Engineering LLC	100 SW 75th Street, Suite 201	Gainesville	FL	32607-5776	Engineering	Sotiel Polena PE #20284
3965	Lively Engineering LLC	337 RANDY RD	WEST MONROE	LA	71292-1659	Engineering	Kegan Dick PE #19159
3966	Grubbs Consulting, LLC	1800 S. Sara Road	Yukon	OK	73099-5198	Engineering	Mark Grubbs PE #20302
3967	Double A Plus Engineering, LLC	4000 East Broadway	North Little Rock	AR	72114-6430	Engineering	Marcas Banks PE #7836
3968	CEO Structural Engineers	6950 Squibb Rd STe 230	Mission	KS	66202-3228	Engineering	Walter Griewing PE #20323
3969	CAAL Surveying	488 Lost Road	Malvern	AR	72104-7076	Survey	Alan Nix PS #1885
3970	StateTech Engineering, LLC	2706 SW Warberry Ave	Bentonville	AR	72713-5390	Engineering	Blake Kronkosky PE #20321
3971	Malta Engineering, Inc.	3941 Xylon Ave N	New Hope	MN	55427-1172	Engineering	Ahmet Senyurekli PE #20324
3972	C&J Technical Solutions and Services, Inc.	4000 Valley Blvd., STE 103	Walnut	CA	91789-0937	Engineering	John Jolly PE #17777
3973	Srinteg Corporation	600 Superior Avenue East	Cleveland	OH	44114-2654	Engineering	Douglas Dickson PE #20333
3974	RPM Engineering LLC	875 Kings Highway	West Deptford	NJ	08096-3165	Engineering	Richard Mullen PE #20130
3975	Arup US, Inc.	77 Water Street	New York	NY	10005-4402	Engineering	Brian Raine PE #17582
3976	Tait Pitkin Sports Engineers LLC	917 Yellowstone Drive	Taylor	TX	76574-7049	Engineering	Eric Horn PE #20299
3977	Cook Coggin Engineers, Inc.	PO Box 1526	Tupelo	MS	38802-1526	Engineering	David Long PE #20301

CI	Funds Ctr/CI Title	2021			Estm'd Salary Holding	FY21 Adjusted	Month												Total Expenditures	Commitments	Remaining Appropriation	
		Appropriatn	Adjust-ments	Blocks			July	August	September	October	November	December	January	February	March	April	May	June				
00	Salaries	284,083	18,000	0	302,083	302,083	33,922.80	23,214.83	22,014.86	25,914.86	22,014.85	35,208.03	24,230.33	22,610.31	22,970.35	22,610.31	23,390.36	0.00	278,101.89	0.00	23,981.11	
01	Extra Help	12,000	0	0	12,000	12,000	0.00	0.00	0.00	0.00	0.00	0.00	0.00	0.00	0.00	0.00	0.00	0.00	0.00	0.00	0.00	12,000.00
03	Matching	95,885	5,000	0	100,885	100,885	10,317.50	7,856.07	7,580.47	8,476.14	7,580.29	10,364.35	8,205.02	7,987.72	7,924.82	7,897.23	7,956.91	0.00	92,146.52	0.00	8,738.48	
02	Operating Expense	208,649	0	0	208,649	208,649	12,051.73	5,133.43	8,153.67	10,077.32	1,784.87	13,214.85	29,135.10	6,344.21	11,389.68	5,483.59	10,610.91	0.00	113,379.46	562.61	94,706.33	
09	Travel	10,227	0	0	10,227	10,227	0.00	0.00	0.00	0.00	0.00	0.00	0.00	0.00	0.00	0.00	0.00	0.00	0.00	0.00	0.00	10,227.00
10	Prof. Fees	7,144	0	0	7,144	7,144	0.00	0.00	0.00	3,470.00	0.00	0.00	0.00	0.00	0.00	0.00	3,470.00	0.00	6,940.00	0.00	204.00	
Total		617,988	23,000	0	640,988	640,988	56,292.03	36,204.33	37,749.00	47,938.32	31,380.11	58,787.23	61,570.45	36,942.24	42,284.85	35,991.13	45,428.18	-	490,567.87	562.61	149,857.52	

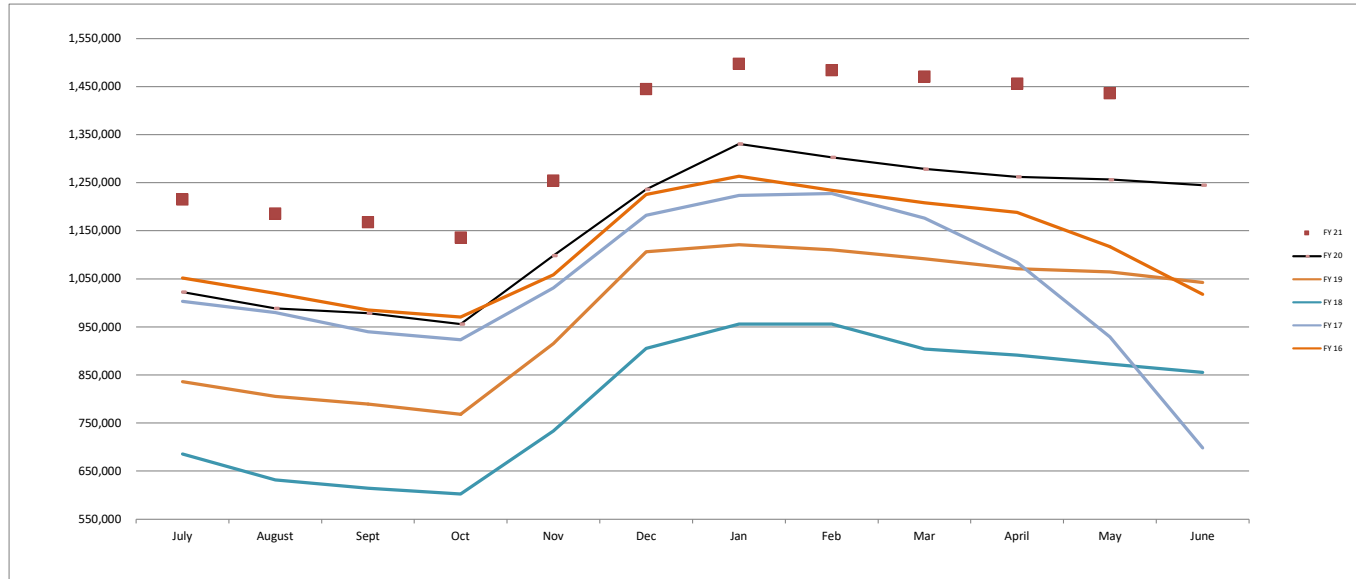
ARDLL Funding Transfer-Indirects	29,741.40	29,741.40	2,478.45	0.00	1,430.58	3,318.60	0.00	3,817.99	0.00	1,659.80	1,597.22	0.00	3,186.43	0.00	17,489.07	0.00	12,252.33
----------------------------------	-----------	-----------	----------	------	----------	----------	------	----------	------	----------	----------	------	----------	------	-----------	------	-----------

Revenue:	Month												Revenue year to date	Commitments:	
	July	August	Sept	Oct	Nov	Dec	Jan	Feb	Mar	April	May	June		Lease Copier	Postage Meter
AASIS Total w/Adjustments	16,720.00	16,275.00	20,160.00	17,960.00	166,320.00	297,710.00	53,705.00	24,930.00	26,930.00	19,945.00	27,355.00	\$688,010.00		202.91	
4049003000 Interest-Treas	458.81	595.00	683.89	600.10	566.73	547.75	649.76	684.74	1,922.68	1,046.78	951.65	\$8,707.89			
4049007000 Interest-CD's	30.00	555.02		30.34	67.55		30.53	67.59		29.71		\$810.76			
Total	17,208.81	17,425.02	20,843.89	18,590.44	166,954.28	298,257.75	54,385.31	25,682.33	28,852.68	21,021.49	28,306.65	\$697,528.65		359.70	

Revenue/Expenditure	\$ (41,561.67)	\$ (18,779.31)	\$ (18,335.69)	\$ (32,666.48)	\$ 135,574.17	\$ 235,652.53	\$ (7,185.14)	\$ (12,919.71)	\$ (15,029.39)	\$ (14,969.64)	\$ (20,307.96)	\$ -	\$ 189,471.71
---------------------	----------------	----------------	----------------	----------------	---------------	---------------	---------------	----------------	----------------	----------------	----------------	------	---------------

1120001000 CD's Balance	193,639.60	194,194.62	194,194.62	194,224.96	194,292.51	194,292.51	194,322.86	194,390.45	194,390.45	194,420.16	194,420.16
-------------------------	------------	------------	------------	------------	------------	------------	------------	------------	------------	------------	------------

	FY21	FY20	FY19	FY18	FY17	FY16
Cash in Treasury (Fund Balance) FY21	1,215,273.96	1,185,498.51	1,167,542.82	1,135,571.00	1,254,024.49	1,444,901.15
Cash in Treasury (Fund Balance) FY20	1,022,715.37	988,316.17	978,521.46	956,325.66	1,098,529.33	1,236,313.63
Cash in Treasury (Fund Balance) FY19	835,835.85	805,506.88	789,264.63	768,139.37	915,034.82	1,105,939.17
Cash in Treasury (Fund Balance) FY18	685,827.35	631,739.95	614,253.23	602,410.19	733,187.89	905,039.81
Cash in Treasury (Fund Balance) FY17	1,003,210.91	979,538.39	939,922.11	922,966.65	1,031,004.94	1,181,890.40
Cash in Treasury (Fund Balance) FY16	1,051,363.67	1,020,043.11	985,160.44	970,973.31	1,058,524.89	1,225,340.94



**Board of Licensure for Prof Engineers and Prof Surveyors (0236)
FY21 Revenue Reconciliation for the Month ending April 2021**

AASIS Revenue

Amounts

Application Fees (4041002000)	\$ 15,875.00
Certificate Fees (4041004000)	\$ 10.00
Testing Fees (4041005000)	\$ 100.00
Renewal Fees (4041007000)	\$ 3,440.00
Other Fees (4041028000)	\$ 750.00
Fines and Penalties (1130001000)/(PELS GL4042001000)	\$ -
Reinstatement Fees (4041041000)	\$ 400.00
REFUND TO EXPENDITURE - CURRENT YEAR (5050018000)	\$ -

AASIS Total: \$ 20,575.00

Adjustments

PELS current month receipts posted in AASIS in subsequent (+)	1,280.00
PELS prior month receipts posted in AASIS in current (-)	(1,910.00)
AASIS current month receipts reversed in subsequent	0.00
AASIS prior month receipts reversed in current	0.00

AASIS Balance Forward: \$ 19,945.00

PELS receipts

Application Fees (4041002000)	\$ 15,325.00
Certificate Fees (4041004000)	\$ 10.00
Testing Fees (4041005000)	\$ 100.00
Renewal Fees (4041007000)	\$ 3,760.00
Other Fees (4041028000)	\$ 450.00
Fines and Penalties (4042001000)/(AASIS GL1130001000)	\$ -
Reinstatement Fees (4041041000)	\$ 300.00
Misc Revenue (6080001000)	\$ -

PELS Balance Forward: 19,945.00

Overage/Shortage (AASIS Balance Forward / PELS Balance Forward): \$ -


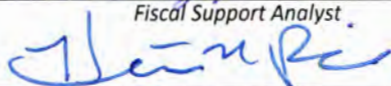
Explanation for discrepancy:

Attachment: Financial Comparison AASIS to PELS: **April 2021**

The information on this schedule accurately reflects the cash receipts that have been received and deposited by this agency during the stated month. The total receipts and total deposits have been reconciled to AASIS.

All figures noted on this report have been verified by reviewing the deposit register and trial balance for the stated month. Any discrepancies have been investigated and resolved.

All receipt numbers and licenses issued have been accounted for. Any discrepancies have been investigated and resolved.

 _____ Fiscal Support Analyst	5/5/2021 _____ Date
 _____ Executive Director	5/5/2021 _____ Date

Board of Licensure for Prof Engineers and Prof Surveyors (0236)
FY21 Revenue Reconciliation for the Month ending May 2021

AASIS Revenue

Amounts

Application Fees (4041002000)	\$ 18,900.00
Certificate Fees (4041004000)	\$ 5.00
Testing Fees (4041005000)	\$ 100.00
Renewal Fees (4041007000)	\$ 7,010.00
Other Fees (4041028000)	\$ 1,050.00
Fines and Penalties (1130001000)/(PELS GL4042001000)	\$ -
Reinstatement Fees (4041041000)	\$ 300.00
REFUND TO EXPENDITURE - CURRENT YEAR (5050018000)	\$ -
AASIS Total:	\$ 27,365.00

Adjustments

PELS current month receipts posted in AASIS in subsequent (+)	1,270.00
PELS prior month receipts posted in AASIS in current (-)	(1,280.00)
AASIS current month receipts reversed in subsequent	0.00
AASIS prior month receipts reversed in current	0.00
AASIS Balance Forward:	\$ 27,355.00

PELS receipts

Application Fees (4041002000)	\$ 19,000.00
Certificate Fees (4041004000)	\$ 5.00
Testing Fees (4041005000)	\$ 100.00
Renewal Fees (4041007000)	\$ 6,750.00
Other Fees (4041028000)	\$ 1,200.00
Fines and Penalties (4042001000)/(AASIS GL1130001000)	\$ -
Reinstatement Fees (4041041000)	\$ 300.00
Misc Revenue (6080001000)	\$ -
PELS Balance Forward:	\$ 27,355.00

Overage/Shortage (AASIS Balance Forward / PELS Balance Forward): \$ -

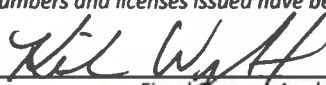

Explanation for discrepancy:

Attachment: Financial Comparison AASIS to PELS: May 2021

The information on this schedule accurately reflects the cash receipts that have been received and deposited by this agency during the stated month. The total receipts and total deposits have been reconciled to AASIS.

All figures noted on this report have been verified by reviewing the deposit register and trial balance for the stated month. Any discrepancies have been investigated and resolved.

All receipt numbers and licenses issued have been accounted for. Any discrepancies have been investigated and resolved.

 Fiscal Support Analyst	6/11/2021 Date
 Executive Director	6/11/2021 Date

April FY21

Warrant	Pay Meth	Print Date	Reference	Vendor	Vendor Name	Source Doc	Doc Type	Cost Ctr	Assignment #	G/L Acct	Commitment Item	Warrant Amount	Invoice Amount	Line Amount	Cashed Date
2110501560	W	4/6/2021	INV 18692370	9999140004	DEPT OF TRANSFORMATION & SHARED SER	1004965293	KR	188230	10049652932021	5010006000	501:00:03	2,700.00	2,700.00	2,700.00	4/19/2021
2120742216	E	4/6/2021	INV 3870979	100075795	CLEAR MOUNTAIN REFRESHMENT SERVICE	1004967552	KR	188210	10049675522021	5040011000	502:00:02	10.90	10.90	10.90	4/8/2021
2110500708	W	4/6/2021	INV 65117	100178352	HORTICARE & ASSOCIATES INCORPORATIO	1004967545	KR	188210	10049675452021	5030005000	502:00:02	408.75	408.75	408.75	4/14/2021
2110500649	W	4/6/2021	INV 4490782	100157816	ARKANSAS INFORMATION CONSORTIUM LLC	1004967530	KR	188210	10049675302021	5080002200	502:00:02	721.70	721.70	721.70	4/14/2021
2110500206	W	4/6/2021	INV 27963	100002077	BRW INCORPORATED CITIES	1004967536	KR	188210	10049675362021	5080009000	502:00:02	491.60	491.60	491.60	4/27/2021
2110505165	W	4/6/2021	REFUND -DEEKS	W023601	Peter C. Deeks	1004967559	KR	188210		5110002000	502:00:02	150.00	150.00	150.00	5/4/2021
	PY	4/9/2021	ARKPR01374			7683714	YB	188230		5010001000	501:00:00	11,305.13	11,305.13	11,305.13	
	PY	4/9/2021	ARKPR01374			7683714	YB	188230		5010005000	501:00:03	757.48	757.48	757.48	
	PY	4/9/2021	ARKPR01374			7683714	YB	188230		5010006500	501:00:03	109.17	109.17	109.17	
	PY	4/9/2021	ARKPR01374			7683714	YB	188230		5010007000	501:00:03	1,731.94	1,731.94	1,731.94	
2110520118	W	4/12/2021	INV CI-00011456	9901350028	UNIVERSITY OF ARKANSAS	1004969184	KR	188210	10049691842021	5030002000	502:00:02	722.10	722.10	722.10	4/20/2021
2120793639	E	4/14/2021	INV 3869154	100075795	CLEAR MOUNTAIN REFRESHMENT SERVICE	1004970418	KR	188210	10049704182021	5040003100	502:00:02	26.14	26.14	26.14	4/16/2021
2120796970	A	4/18/2021		100241076	BANK OF AMERICA NA	8044007350	ZY	188210	5405820010397070	5020005000	502:00:02	231.91	231.91	31.20	4/20/2021
2120796970	A	4/18/2021	236031620210096	100241076	BANK OF AMERICA NA	8044007350	ZY	188210	5405820010397070	5030005000	502:00:02	0.00	0.00	6.42	4/20/2021
2120796970	A	4/18/2021	236031620210096	100241076	BANK OF AMERICA NA	8044007350	ZY	188210	5405820010397070	5090006000	502:00:02	0.00	0.00	194.29	4/20/2021
2110552805	W	4/22/2021	INV 9219201-7016	9904700001	DEPT OF TRANSFORMATION & SHARED SER	1004973771	KR	188210	10049737712021	5020003500	502:00:02	2,035.42	2,035.42	212.15	5/4/2021
2110552805	W	4/22/2021	INV 9219201-7016	9904700001	DEPT OF TRANSFORMATION & SHARED SER	1004973771	KR	188210	10049737712021	5040008500	502:00:02	0.00	0.00	95.00	5/4/2021
2110552805	W	4/22/2021	INV 9219201-7016	9904700001	DEPT OF TRANSFORMATION & SHARED SER	1004973771	KR	188210	10049737712021	5020002000	502:00:02	0.00	0.00	159.94	5/4/2021
2110552805	W	4/22/2021	INV 9219201-7016	9904700001	DEPT OF TRANSFORMATION & SHARED SER	1004973771	KR	188210	10049737712021	5020004200	502:00:02	0.00	0.00	1,190.20	5/4/2021
2110552805	W	4/22/2021	INV 9219201-7016	9904700001	DEPT OF TRANSFORMATION & SHARED SER	1004973771	KR	188210	10049737712021	5020004300	502:00:02	0.00	0.00	170.22	5/4/2021
2110552805	W	4/22/2021	INV 9219201-7016	9904700001	DEPT OF TRANSFORMATION & SHARED SER	1004973771	KR	188210	10049737712021	5020004000	502:00:02	0.00	0.00	27.25	5/4/2021
2110552805	W	4/22/2021	INV 9219201-7016	9904700001	DEPT OF TRANSFORMATION & SHARED SER	1004973771	KR	188210	10049737712021	5090027000	502:00:02	0.00	0.00	180.66	5/4/2021
	PY	4/23/2021	ARKPR01335			7689293	YB	188230		5010001000	501:00:00	11,305.18	11,305.18	11,305.18	
	PY	4/23/2021	ARKPR01335			7689293	YB	188230		5010005000	501:00:03	757.52	757.52	757.52	
	PY	4/23/2021	ARKPR01335			7689293	YB	188230		5010006500	501:00:03	109.17	109.17	109.17	
	PY	4/23/2021	ARKPR01335			7689293	YB	188230		5010007000	501:00:03	1,731.95	1,731.95	1,731.95	
2110555075	W	4/25/2021	INV SH436655	100179999	SHARP ELECTRONICS CORP	51519841	RE	188210	515198412021	5040007000	502:00:02	202.90	202.90	202.90	5/10/2021
2110573195	W	4/28/2021	INV SH436655	100179999	SHARP ELECTRONICS CORP	1004975402	KR	188210	10049754022021	5030001000	502:00:02	61.11	61.11	61.11	5/10/2021
2110573261	W	4/28/2021	INV 8181876039	100216014	SHRED-IT US JV LLC	1004975937	KR	188210	10049759372021	5080014100	502:00:02	70.92	70.92	70.92	5/5/2021
2110572963	W	4/28/2021	INV 445003950967	100061983	ENTERGY ARKANSAS INC	1004975934	KR	188210	10049759342021	5040001000	502:00:02	223.18	223.18	223.18	5/5/2021
2110573463	W	4/28/2021	ACC 8030052304	800001526	CITY OF LITTLE ROCK	1004976846	KR	188210	10049768462021	5040003000	502:00:02	126.96	18.94	18.94	5/5/2021
2110573463	W	4/28/2021	ACC 5030024305	800001526	CITY OF LITTLE ROCK	1004976850	KR	188210	10049768502021	5040003000	502:00:02	0.00	108.02	108.02	5/5/2021
												35,991.13	35,991.13	35,991.13	

May FY21

Warrant	Pay Meth	Print Date	Reference	Vendor	Vendor Name	Source Doc	Doc Type	Cost Ctr	Assignment #	G/L Acct	Commitment Item	Warrant Amount	Invoice Amount	Line Amount	Cashed Date
2120898721	E	5/4/2021	INV 3881604	100075795	CLEAR MOUNTAIN REFRESHMENT SERVICE	1004979353	KR	188210	10049793532021	5040011000	502:00:02	10.9	10.9	10.9	5/6/2021
2110593318	W	5/4/2021	INV 65418	100178352	HORTICARE & ASSOCIATES INCORPORATIO	1004979195	KR	188210	10049791952021	5030005000	502:00:02	408.75	408.75	408.75	5/12/2021
2110593930	W	5/4/2021	INV 18695150	9999140004	DEPT OF TRANSFORMATION & SHARED SER	1004979350	KR	188210	10049793502021	5010006000	501:00:03	2,700.00	2,700.00	2,700.00	5/13/2021
2110615039	W	5/9/2021	REFUND-DEBEVEC	W023601	Matthew C. Debevec	1004980681	KR	188210		5110002000	502:00:02	150.00	150.00	150.00	
2110608165	W	5/9/2021	INV 4534538	100157816	ARKANSAS INFORMATION CONSORTIUM LLC	1004981166	KR	188210	10049811662021	5080002200	502:00:02	620.15	620.15	620.15	5/18/2021
	PY	5/7/2021	ARKPR01281			7694791	YB	188230		5010001000	501:00:00	11,305.18	11,305.18	11,305.18	
	PY	5/7/2021	ARKPR01281			7694791	YB	188230		5010005000	501:00:03	758.94	758.94	758.94	
	PY	5/7/2021	ARKPR01281			7694791	YB	188230		5010006500	501:00:03	107.72	107.72	107.72	
	PY	5/7/2021	ARKPR01281			7694791	YB	188230		5010007000	501:00:03	1,731.95	1,731.95	1,731.95	
2120940119	E	5/12/2021	INV 3869901	100075795	CLEAR MOUNTAIN REFRESHMENT SERVICE	1004983390	KR	188210	10049833902021	5040003100	502:00:02	26.14	26.14	26.14	5/14/2021
2110625246	W	5/12/2021	CONTRACT	100168726	ELGIN RICHARD LEWIS	1004982881	KR	188210	10049828812021	5060001000	506:00:10	3,470.00	3,470.00	3,470.00	5/20/2021
2110628801	W	5/12/2021	REFUND - KORPI	W023601	Phillip Korpi	1004982876	KR	188210		5110002000	502:00:02	150.00	150.00	150.00	5/20/2021
2110624838	W	5/12/2021	INV 28139	100002077	BRW INCORPORATED CITIES	1004983382	KR	188210	10049833822021	5080009000	502:00:02	491.60	491.60	491.60	5/26/2021
2110625677	W	5/12/2021	BOARD MTG MAY	600003458	BILL HILLARY & CHELSEA CLINTON	1004983684	KR	188210	10049836842021	5090019000	502:00:02	180.94	180.94	180.94	
2110632272	W	5/13/2021	REFUND- NDBS	W023601	National Design Build Service LLC	1004984523	KR	188210		5110002000	502:00:02	150.00	150.00	150.00	
2110632273	W	5/13/2021	REFUND - HOOD	W023601	Thomas Hood	1004984332	KR	188210		5110002000	502:00:02	150.00	150.00	150.00	5/28/2021
2110629247	W	5/13/2021	INV SH441531	100179999	SHARP ELECTRONICS CORP	51529217	RE	188210	515292172021	5040007000	502:00:02	206.70	202.90	202.90	6/1/2021
2110629247	W	5/13/2021	INV SH441531A	100179999	SHARP ELECTRONICS CORP	1004984330	KR	188210	10049843302021	5030001000	502:00:02	0.00	3.80	3.80	6/1/2021
2120978007	A	5/24/2021	236051520210459	100241076	BANK OF AMERICA NA	8044519286	ZY	188210	5405820010397070	5090006000	502:00:02	185.79	110.38-	87.19-	5/26/2021
2120978007	A	5/24/2021	236051520210459	100241076	BANK OF AMERICA NA	8044519286	ZY	188210	5405820010397070	5090022000	502:00:02	0.00	0.00	23.19-	5/26/2021
2120978007	A	5/24/2021	236051520210460	100241076	BANK OF AMERICA NA	8044519287	ZY	188210	5405820010397070	5020005000	502:00:02	0.00	296.17	38.58	5/26/2021
2120978007	A	5/24/2021	236051520210460	100241076	BANK OF AMERICA NA	8044519287	ZY	188210	5405820010397070	5090006000	502:00:02	0.00	0.00	174.82	5/26/2021

	2120978007 A	5/24/2021	236051520210460	100241076	BANK OF AMERICA NA	8044519287 ZY	188210	5405820010397070	5090019000	502:00:02	0.00	0.00	37.94	5/26/2021
	2120978007 A	5/24/2021	236051520210460	100241076	BANK OF AMERICA NA	8044519287 ZY	188210	5405820010397070	5090022000	502:00:02	0.00	0.00	44.83	5/26/2021
	2120965363 A	5/20/2021	236041620210095	100241076	BANK OF AMERICA NA	8044263553 ZY	188210	5405820010397070	5090006000	502:00:02	365.36	365.36	293.77	5/24/2021
	2120965363 A	5/20/2021	236041620210095	100241076	BANK OF AMERICA NA	8044263553 ZY	188210	5405820010397070	5090022000	502:00:02	0.00	0.00	71.59	5/24/2021
	2110654108 W	5/20/2021	REFUND - STEED	W023601	Joshua R Steed	1004987297 KR	188210		5110002000	502:00:02	150.00	150.00	150.00	
	2110654109 W	5/20/2021	REFUND -MAYNARD	W023601	Larry A Maynard	1004987300 KR	188210		5110002000	502:00:02	150.00	150.00	150.00	
	2110652104 W	5/20/2021	INV CI-00013278	9901350028	UNIVERSITY OF ARKANSAS	1004987439 KR	188210	10049874392021	5030002000	502:00:02	715.16	715.16	715.16	5/28/2021
	2110652143 W	5/20/2021	INV 17016-19201	9904700001	DEPT OF TRANSFORMATION & SHARED SER	1004987456 KR	188210	10049874562021	5020003500	502:00:02	1,633.10	1,633.10	212.15	6/2/2021
	2110652143 W	5/20/2021	INV 17016-19201	9904700001	DEPT OF TRANSFORMATION & SHARED SER	1004987456 KR	188210	10049874562021	5040008500	502:00:02	0.00	0.00	95.00	6/2/2021
	2110652143 W	5/20/2021	INV 17016-19201	9904700001	DEPT OF TRANSFORMATION & SHARED SER	1004987456 KR	188210	10049874562021	5020002000	502:00:02	0.00	0.00	159.91	6/2/2021
	2110652143 W	5/20/2021	INV 17016-19201	9904700001	DEPT OF TRANSFORMATION & SHARED SER	1004987456 KR	188210	10049874562021	5020004200	502:00:02	0.00	0.00	787.89	6/2/2021
	2110652143 W	5/20/2021	INV 17016-19201	9904700001	DEPT OF TRANSFORMATION & SHARED SER	1004987456 KR	188210	10049874562021	5020004300	502:00:02	0.00	0.00	170.22	6/2/2021
	2110652143 W	5/20/2021	INV 17016-19201	9904700001	DEPT OF TRANSFORMATION & SHARED SER	1004987456 KR	188210	10049874562021	5020004000	502:00:02	0.00	0.00	27.27	6/2/2021
	2110652143 W	5/20/2021	INV 17016-19201	9904700001	DEPT OF TRANSFORMATION & SHARED SER	1004987456 KR	188210	10049874562021	5090027000	502:00:02	0.00	0.00	180.66	6/2/2021
PY		5/21/2021	ARKPR01418			7700383 YB	188230		5010001000	501:00:00	11,305.18	11,305.18	11,305.18	
PY		5/21/2021	ARKPR01418			7700383 YB	188230		5010001900	501:00:00	780.00	780.00	780.00	
PY		5/21/2021	ARKPR01418			7700383 YB	188230		5010005000	501:00:03	818.63	818.63	818.63	
PY		5/21/2021	ARKPR01418			7700383 YB	188230		5010006500	501:00:03	107.72	107.72	107.72	
PY		5/21/2021	ARKPR01418			7700383 YB	188230		5010007000	501:00:03	1,731.95	1,731.95	1,731.95	
	2110654257 W	5/23/2021	MTG 05/11/2021	106577	BRIAN J MOORE PE	1004987903 KR	188210	10049879032021	5050020200	502:00:02	288.19	288.19	110.40	
	2110654257 W	5/23/2021	MTG 05/11/2021	106577	BRIAN J MOORE PE	1004987903 KR	188210	10049879032021	5050020300	502:00:02	0.00	0.00	10.00	
	2110654257 W	5/23/2021	MTG 05/11/2021	106577	BRIAN J MOORE PE	1004987903 KR	188210	10049879032021	5050020400	502:00:02	0.00	0.00	167.79	
	2110654380 W	5/23/2021	INV 184915	100050577	WILLIAM A HARRISON INC	1004987908 KR	188210	10049879082021	5030005000	502:00:02	2,953.90	2,953.90	2,953.90	5/28/2021
	2110654256 W	5/23/2021	MTG 05/11/2021	106356	DAVID B BEASLEY	1004987892 KR	188210	10049878922021	5050020200	502:00:02	228.34	228.34	110.40	6/1/2021
	2110654256 W	5/23/2021	MTG 05/11/2021	106356	DAVID B BEASLEY	1004987892 KR	188210	10049878922021	5050020300	502:00:02	0.00	0.00	10.00	6/1/2021
	2110654256 W	5/23/2021	MTG 05/11/2021	106356	DAVID B BEASLEY	1004987892 KR	188210	10049878922021	5050020400	502:00:02	0.00	0.00	107.94	6/1/2021
	2110654258 W	5/23/2021	MTG 05/11/2021	107087	KYLE SALYER PE PS	1004987897 KR	188210	10049878972021	5050020200	502:00:02	254.51	254.51	102.36	6/1/2021
	2110654258 W	5/23/2021	MTG 05/11/2021	107087	KYLE SALYER PE PS	1004987897 KR	188210	10049878972021	5050020100	502:00:02	0	0	22.2	6/1/2021
	2110654258 W	5/23/2021	MTG 05/11/2021	107087	KYLE SALYER PE PS	1004987897 KR	188210	10049878972021	5050020400	502:00:02	0	0	129.95	6/1/2021
	2110674124 W	5/27/2021	BOARD MTG MAY	102370	IVAN L HOFFMAN JR	1004990486 KR	188210	10049904862021	5050020400	502:00:02	127.68	127.68	127.68	
	2110674125 W	5/27/2021	BOARD MTG MAY	102753	RODNEY D WILLIAMS	1004990496 KR	188210	10049904962021	5050020400	502:00:02	157.92	157.92	157.92	
	2110674126 W	5/27/2021	BOARD MTG MAY	106631	THOMAS R SCOTT III	1004990491 KR	188210	10049904912021	5050020400	502:00:02	9.74	9.74	9.74	
	2110674127 W	5/27/2021	BOARD MTG MAY	107356	DONALD M PERRY	1004990503 KR	188210	10049905032021	5050020400	502:00:02	115.08	115.08	115.08	
	2110674370 W	5/27/2021	INV 255005477636	100061983	ENTERGY ARKANSAS INC	1004990473 KR	188210	10049904732021	5040001000	502:00:02	244.22	244.22	244.22	
	2110674941 W	5/27/2021	ACC 8030024305	800001526	CITY OF LITTLE ROCK	1004990478 KR	188210	10049904782021	5040003000	502:00:02	111.74	98.94	98.94	
	2110674941 W	5/27/2021	ACC 8030052304	800001526	CITY OF LITTLE ROCK	1004990483 KR	188210	10049904832021	5040003000	502:00:02	0	12.8	12.8	
	2110678018 W	5/27/2021	REFUND -NICOLAS	W023601	John M. Nicolas	1004990520 KR	188210		5110002000	502:00:02	75	75	75	
	2110678019 W	5/27/2021	REFUND -CHANDOO	W023601	Mujahid Chandoo	1004990513 KR	188210		5110002000	502:00:02	150	150	150	
	2110678020 W	5/27/2021	REFUND - POLENA	W023601	Sotiel Sam Polena	1004990509 KR	188210		5110002000	502:00:02	150	150	150	
											45,428.18	45,428.18	45,428.18	

5010001000 Regular Salaries Staff

April FY21

FOR period start date	For-period end date	Personnel Number	Name of Employee or Applica	Wage Type	Amount	Posting document
3/21/2021	4/3/2021	84350	GRANT GRIGG	1265 Birth	235.77	10132569
3/21/2021	4/3/2021	84350	GRANT GRIGG	1252 Sick	235.77	10132569
3/21/2021	4/3/2021	84350	GRANT GRIGG	1252 Sick	73.68	10132569
3/21/2021	4/3/2021	84350	GRANT GRIGG	1251 Vaca	235.77	10132569
3/21/2021	4/3/2021	84350	GRANT GRIGG	1251 Vaca	235.77	10132569
3/21/2021	4/3/2021	84350	GRANT GRIGG	1251 Vaca	44.21	10132569
3/21/2021	4/3/2021	84350	GRANT GRIGG	1200 Regu	1,296.76	10132569
3/21/2021	4/3/2021	84350	GRANT GRIGG	/845 Total	0.00	10132569
			GRANT GRIGG		2,357.73	
3/21/2021	4/3/2021	1185	HEATHER N RICHARDSON	1265 Birth	327.51	10132569
3/21/2021	4/3/2021	1185	HEATHER N RICHARDSON	1252 Sick	163.76	10132569
3/21/2021	4/3/2021	1185	HEATHER N RICHARDSON	1252 Sick	40.94	10132569
3/21/2021	4/3/2021	1185	HEATHER N RICHARDSON	1251 Vaca	327.51	10132569
3/21/2021	4/3/2021	1185	HEATHER N RICHARDSON	1200 Regu	2,415.42	10132569
3/21/2021	4/3/2021	1185	HEATHER N RICHARDSON	/845 Total	0.00	10132569
			HEATHER N RICHARDSON		3,275.14	
3/21/2021	4/3/2021	7804	KEISHA L WRIGHT	/845 Total	0.00	10132569
3/21/2021	4/3/2021	7804	KEISHA L WRIGHT	1200 Regu	1,087.29	10132569
3/21/2021	4/3/2021	7804	KEISHA L WRIGHT	1251 Vaca	50.18	10132569
3/21/2021	4/3/2021	7804	KEISHA L WRIGHT	1251 Vaca	133.82	10132569
3/21/2021	4/3/2021	7804	KEISHA L WRIGHT	1252 Sick	66.91	10132569
			KEISHA L WRIGHT		1,338.20	
3/21/2021	4/3/2021	28444	LINDA S STONE	/845 Total	0.00	10132569
3/21/2021	4/3/2021	28444	LINDA S STONE	1200 Regu	1,702.50	10132569
3/21/2021	4/3/2021	28444	LINDA S STONE	1251 Vaca	16.37	10132569
3/21/2021	4/3/2021	28444	LINDA S STONE	1252 Sick	10.91	10132569
3/21/2021	4/3/2021	28444	LINDA S STONE	1252 Sick	16.37	10132569
			LINDA S STONE		1,746.15	
3/21/2021	4/3/2021	19356	MARILYN F SMITH	1265 Birth	124.88	10132569
3/21/2021	4/3/2021	19356	MARILYN F SMITH	1252 Sick	124.88	10132569
3/21/2021	4/3/2021	19356	MARILYN F SMITH	1252 Sick	31.22	10132569
3/21/2021	4/3/2021	19356	MARILYN F SMITH	1251 Vaca	46.83	10132569
3/21/2021	4/3/2021	19356	MARILYN F SMITH	1251 Vaca	124.88	10132569
3/21/2021	4/3/2021	19356	MARILYN F SMITH	1200 Regu	796.14	10132569
3/21/2021	4/3/2021	19356	MARILYN F SMITH	/845 Total	0.00	10132569
			MARILYN F SMITH		1,248.83	
3/21/2021	4/3/2021	28472	VIRGINIA S DAVIS	1200 Regu	1,339.08	10132569
			VIRGINIA S DAVIS		1,339.08	
					11,305.13	
FOR period start date	For-period end date	Personnel Number	Name of Employee or Applica	Wage Type	Amount	Posting document
4/4/2021	4/17/2021	84350	GRANT GRIGG	1251 Vaca	44.21	10151209
4/4/2021	4/17/2021	84350	GRANT GRIGG	1251 Vaca	117.89	10151209
4/4/2021	4/17/2021	84350	GRANT GRIGG	1200 Regu	2,195.65	10151209
4/4/2021	4/17/2021	84350	GRANT GRIGG	/845 Total	0.00	10151209
			GRANT GRIGG		2,357.75	
4/4/2021	4/17/2021	1185	HEATHER N RICHARDSON	/845 Total	0.00	10151209
4/4/2021	4/17/2021	1185	HEATHER N RICHARDSON	1200 Regu	3,131.86	10151209
4/4/2021	4/17/2021	1185	HEATHER N RICHARDSON	1252 Sick	143.29	10151209
			HEATHER N RICHARDSON		3,275.15	
4/4/2021	4/17/2021	7804	KEISHA L WRIGHT	/845 Total	0.00	10151209
4/4/2021	4/17/2021	7804	KEISHA L WRIGHT	1200 Regu	1,204.39	10151209
4/4/2021	4/17/2021	7804	KEISHA L WRIGHT	1252 Sick	133.82	10151209
			KEISHA L WRIGHT		1,338.21	
4/4/2021	4/17/2021	28444	LINDA S STONE	1251 Vaca	32.74	10151209
4/4/2021	4/17/2021	28444	LINDA S STONE	1251 Vaca	16.37	10151209
4/4/2021	4/17/2021	28444	LINDA S STONE	1251 Vaca	87.31	10151209
4/4/2021	4/17/2021	28444	LINDA S STONE	1200 Regu	1,609.73	10151209
4/4/2021	4/17/2021	28444	LINDA S STONE	/845 Total	0.00	10151209
			LINDA S STONE		1,746.15	
4/4/2021	4/17/2021	19356	MARILYN F SMITH	/845 Total	0.00	10151209
4/4/2021	4/17/2021	19356	MARILYN F SMITH	1200 Regu	1,123.96	10151209
4/4/2021	4/17/2021	19356	MARILYN F SMITH	1251 Vaca	124.88	10151209

			MARILYN F SMITH		1,248.84	
4/4/2021	4/17/2021	28472	VIRGINIA S DAVIS	/845 Total	0.00	10151209
4/4/2021	4/17/2021	28472	VIRGINIA S DAVIS	1200 Regu	510.52	10151209
4/4/2021	4/17/2021	28472	VIRGINIA S DAVIS	1252 Sick	25.11	10151209
4/4/2021	4/17/2021	28472	VIRGINIA S DAVIS	1252 Sick	267.82	10151209
4/4/2021	4/17/2021	28472	VIRGINIA S DAVIS	1252 Sick	535.63	10151209
			VIRGINIA S DAVIS		1,339.08	
					11,305.18	

5010001000 Regular Salaries Staff

May FY21

FOR period start date	For-period end date	Personnel Number	Name of Employee or Applicant	Wage Type	Amount	Posting document
4/18/2021	5/1/2021	84350	GRANT GRIGG	1252 Sick	44.21	10169668
4/18/2021	5/1/2021	84350	GRANT GRIGG	1252 Sick	235.77	10169668
4/18/2021	5/1/2021	84350	GRANT GRIGG	1200 Regu	2,077.76	10169668
4/18/2021	5/1/2021	84350	GRANT GRIGG	/845 Total	0.00	10169668
			GRANT GRIGG		2,357.74	
4/18/2021	5/1/2021	1185	HEATHER N RICHARDSON	/845 Total	0.00	10169668
4/18/2021	5/1/2021	1185	HEATHER N RICHARDSON	1200 Regu	2,947.63	10169668
4/18/2021	5/1/2021	1185	HEATHER N RICHARDSON	1251 Vaca	163.76	10169668
4/18/2021	5/1/2021	1185	HEATHER N RICHARDSON	1252 Sick	163.76	10169668
			HEATHER N RICHARDSON		3,275.15	
4/18/2021	5/1/2021	7804	KEISHA L WRIGHT	/845 Total	0.00	10169668
4/18/2021	5/1/2021	7804	KEISHA L WRIGHT	1200 Regu	1,162.57	10169668
4/18/2021	5/1/2021	7804	KEISHA L WRIGHT	1252 Sick	133.82	10169668
4/18/2021	5/1/2021	7804	KEISHA L WRIGHT	1252 Sick	8.36	10169668
4/18/2021	5/1/2021	7804	KEISHA L WRIGHT	1252 Sick	33.46	10169668
			KEISHA L WRIGHT		1,338.21	
4/18/2021	5/1/2021	28444	LINDA S STONE	/845 Total	0.00	10169668
4/18/2021	5/1/2021	28444	LINDA S STONE	1200 Regu	1,320.53	10169668
4/18/2021	5/1/2021	28444	LINDA S STONE	1251 Vaca	32.74	10169668
4/18/2021	5/1/2021	28444	LINDA S STONE	1251 Vaca	349.23	10169668
4/18/2021	5/1/2021	28444	LINDA S STONE	1252 Sick	43.65	10169668
			LINDA S STONE		1,746.15	
4/18/2021	5/1/2021	19356	MARILYN F SMITH	1252 Sick	31.22	10169668
4/18/2021	5/1/2021	19356	MARILYN F SMITH	1251 Vaca	15.61	10169668
4/18/2021	5/1/2021	19356	MARILYN F SMITH	1200 Regu	1,202.02	10169668
4/18/2021	5/1/2021	19356	MARILYN F SMITH	/845 Total	0.00	10169668
			MARILYN F SMITH		1,248.85	
4/18/2021	5/1/2021	28472	VIRGINIA S DAVIS	/845 Total	0.00	10169668
4/18/2021	5/1/2021	28472	VIRGINIA S DAVIS	1200 Regu	1,318.16	10169668
4/18/2021	5/1/2021	28472	VIRGINIA S DAVIS	1252 Sick	20.92	10169668
			VIRGINIA S DAVIS		1,339.08	
					11,305.18	
FOR period start date	For-period end date	Personnel Number	Name of Employee or Applicant	Wage Type	Amount	Posting document
5/2/2021	5/15/2021	84350	GRANT GRIGG	1251 Vaca	235.77	10188463
5/2/2021	5/15/2021	84350	GRANT GRIGG	1251 Vaca	44.21	10188463
5/2/2021	5/15/2021	84350	GRANT GRIGG	1251 Vaca	117.89	10188463
5/2/2021	5/15/2021	84350	GRANT GRIGG	1200 Regu	1,959.87	10188463
5/2/2021	5/15/2021	84350	GRANT GRIGG	/845 Total	0.00	10188463
			GRANT GRIGG		2,357.74	
5/2/2021	5/15/2021	1185	HEATHER N RICHARDSON	/845 Total	0.00	10188463
5/2/2021	5/15/2021	1185	HEATHER N RICHARDSON	1200 Regu	3,131.86	10188463
5/2/2021	5/15/2021	1185	HEATHER N RICHARDSON	1252 Sick	143.29	10188463
			HEATHER N RICHARDSON		3,275.15	
5/2/2021	5/15/2021	7804	KEISHA L WRIGHT	1252 Sick	33.46	10188463
5/2/2021	5/15/2021	7804	KEISHA L WRIGHT	1251 Vaca	133.82	10188463
5/2/2021	5/15/2021	7804	KEISHA L WRIGHT	1251 Vaca	133.82	10188463
5/2/2021	5/15/2021	7804	KEISHA L WRIGHT	1200 Regu	1,037.11	10188463
5/2/2021	5/15/2021	7804	KEISHA L WRIGHT	/845 Total	0.00	10188463
			KEISHA L WRIGHT		1,338.21	
5/2/2021	5/15/2021	28444	LINDA S STONE	1252 Sick	54.57	10188463
5/2/2021	5/15/2021	28444	LINDA S STONE	1252 Sick	10.91	10188463
5/2/2021	5/15/2021	28444	LINDA S STONE	1251 Vaca	174.62	10188463
5/2/2021	5/15/2021	28444	LINDA S STONE	1251 Vaca	32.74	10188463

5/2/2021	5/15/2021	28444	LINDA S STONE	1251 Vaca	174.62	10188463
5/2/2021	5/15/2021	28444	LINDA S STONE	1251 Vaca	10.91	10188463
5/2/2021	5/15/2021	28444	LINDA S STONE	1200 Regu	1,287.79	10188463
5/2/2021	5/15/2021	28444	LINDA S STONE	/845 Total	0.00	10188463
			LINDA S STONE		1,746.16	
5/2/2021	5/15/2021	19356	MARILYN F SMITH	/845 Total	0.00	10188463
5/2/2021	5/15/2021	19356	MARILYN F SMITH	1200 Regu	1,061.52	10188463
5/2/2021	5/15/2021	19356	MARILYN F SMITH	1251 Vaca	62.44	10188463
5/2/2021	5/15/2021	19356	MARILYN F SMITH	1251 Vaca	124.88	10188463
			MARILYN F SMITH		1,248.84	
5/2/2021	5/15/2021	28472	VIRGINIA S DAVIS	1252 Sick	8.37	10188463
5/2/2021	5/15/2021	28472	VIRGINIA S DAVIS	1200 Regu	1,330.71	10188463
5/2/2021	5/15/2021	28472	VIRGINIA S DAVIS	/845 Total	0.00	10188463
			VIRGINIA S DAVIS		1,339.08	
					11,305.18	

5010001900 Stipends Board Members

FOR period start date	For-period end date	Personnel Number	Name of Employee or Applica	Wage Type	Amount	Posting document
4/18/2021	5/1/2021	80783	DONALD M PERRY	1163 60.00	60.00	10188463
5/2/2021	5/15/2021	80783	DONALD M PERRY	1163 60.00	60.00	10188463
			DONALD M PERRY		120.00	
4/18/2021	5/1/2021	52612	HAROLD J ENGSTROM	1163 60.00	60.00	10188463
5/2/2021	5/15/2021	52612	HAROLD J ENGSTROM	1163 60.00	60.00	10188463
			HAROLD J ENGSTROM		120.00	
4/18/2021	5/1/2021	52614	IVAN HOFFMAN Jr	1163 60.00	60.00	10188463
5/2/2021	5/15/2021	52614	IVAN HOFFMAN Jr	1163 60.00	60.00	10188463
			IVAN HOFFMAN Jr		120.00	
5/2/2021	5/15/2021	111903	Mr. BRIAN J. MOORE	1163 60.00	60.00	10188463
			Mr. BRIAN J. MOORE		60.00	
4/18/2021	5/1/2021	106621	Mr. DAVID B. BEASLEY	1163 60.00	60.00	10188463
5/2/2021	5/15/2021	106621	Mr. DAVID B. BEASLEY	1163 60.00	60.00	10188463
			Mr. DAVID B. BEASLEY		120.00	
4/18/2021	5/1/2021	122804	Mr. J. KYLE SALYER	1163 60.00	60.00	10188463
5/2/2021	5/15/2021	122804	Mr. J. KYLE SALYER	1163 60.00	60.00	10188463
			Mr. J. KYLE SALYER		120.00	
4/18/2021	5/1/2021	112945	Mr. THOMAS R. SCOTT	1163 60.00	60.00	10188463
5/2/2021	5/15/2021	112945	Mr. THOMAS R. SCOTT	1163 60.00	60.00	10188463
			Mr. THOMAS R. SCOTT		120.00	
					780.00	

FY21 Period 0-11 May	Debit	Credit	Balance
1000236001 CJ ELS 0236 # 001	69,967.82	-69,967.82	0
1010103000 Petty Cash	200	-200	0
** Cash On Hand	70,167.82	-70,167.82	0
1100001000 Treasury	1,953,104.57	-511,174.94	1,441,929.63
1100001001 Treasury Outgoing	149,389.03	-155,297.19	-5,908.16
1100001003 Treasury EFT Out	4,395.51	-4,395.51	0
1100001005 Treasury Tnsfrs Out	359,393.75	-359,393.75	0
1100001006 Treasury Tnsfrs In	4,554.83	-4,554.83	0
* Cash Available to Spend	2,470,837.69	-1,034,816.22	1,436,021.47
1100001002 Treasury Incoming	79,327.23	-79,327.23	0
1100001004 Treasury EFT In	7,564,742.01	-7,564,742.01	0
* Deposits in Transit	7,644,069.24	-7,644,069.24	0
** Cash in State Treasury	10,114,906.93	-8,678,885.46	1,436,021.47
1100002000 Non-AASIS House Bank	8,933.00	-8,933.00	0
** Cash in Bank	8,933.00	-8,933.00	0
1120001000 Invest CD	314,094.32	-119,674.16	194,420.16
** Investments	314,094.32	-119,674.16	194,420.16
1130001000 Customer AR	6,400.00	-6,400.00	0
** Customer Receivables	6,400.00	-6,400.00	0
1140003100 Int Agy Due to/from	1,905.00	-1,905.00	0
1140003300 Payroll Fund DT/DF	341,537.89	-341,537.89	0
** Interfund Receivable	343,442.89	-343,442.89	0
1160001000 Accrued Interest	2,762.03	-2,762.03	0
** Accrued Income	2,762.03	-2,762.03	0
1190002000 PP Exp - Accrual Eng	2,530.00	-2,530.00	0
1190002500 PP Exp - YE Accruals	11,953.77	-11,953.77	0
** Pre-Paid Expenses	14,483.77	-14,483.77	0
1990110000 Land Improve (Mod)	69,366.19	0	69,366.19
1990130000 Buildings (Modified)	1,118,138.67	0	1,118,138.67
1990150000 Equipment (Modified)	27,733.97	-26,295.12	1,438.85
1990160000 Low Val Assets (Mod)	62,618.66	-6,363.23	56,255.43
1991100000 AUC (Modified)	46,525.72	-46,525.72	0
** Modified Accrual Fixed Assets	1,324,383.21	-79,184.07	1,245,199.14
1991320000 Land Improv FullCAFR	69,366.19	0	69,366.19
1991321000 Land Improv(FContra)	0	-69,366.19	-69,366.19
1991340000 Buildings Full CAFR	1,118,138.67	0	1,118,138.67
1991341000 Buildings (F Contra)	0	-1,118,138.67	-1,118,138.67
1991360000 Equipment Full CAFR	37,928.00	-36,489.15	1,438.85
1991361000 Equip. F Contra CAFR	10,194.03	-37,928.00	-27,733.97
1991370000 Low Val Asset (Full)	68,981.89	-12,726.46	56,255.43
1991371000 LVA (Full Contra)	0	-99,507.22	-99,507.22
1992100000 AC Dep Lnd Imp(Full)	0	-34,299.85	-34,299.85
1992300000 AC Dep Bldg(Full)	2.53	-325,571.37	-325,568.84
1992500000 AC Dep Equipmnt(Full)	29,700.58	-31,139.43	-1,438.85
1992600000 AC Dep LV Asset(Full)	12,732.16	-68,987.59	-56,255.43
** Full Accrual Fixed Assets	1,347,044.05	-1,834,153.93	-487,109.88
2110001000 Vendor AP	83,473.96	-83,473.96	0
2110001100 Vendor Accrued Liab	1,754.64	-1,754.64	0
2110001101 Other Govt AP	240	-240	0
2110001102 Local Govt AP	1,536.12	-1,536.12	0
2110002000 Employee AP	36.54	-36.54	0
2111001000 GRIR Clearing	1,307,211.37	-1,307,211.37	0
** Accounts Payable	1,394,252.63	-1,394,252.63	0
2110003000 Due To Other Funds	66,495.94	-66,495.94	0
2110004100 Inter Agency Due To	4,558.09	-4,558.09	0
** Interfund Due-To	71,054.03	-71,054.03	0
2112004000 Due to Other Gov.	193.4	-193.4	0
** Due to Other Governments	193.4	-193.4	0
2115006000 Acc Salary & Ben YE	15,925.96	-15,925.96	0

** Payroll Liability	15,925.96	-15,925.96	0
2120002300 UseSaleTax AP Offset	0	-3.73	-3.73
2120003091 02 Use Tax Payable	92.8	0	92.8
2120003099 Use Tax Payable Accr	28.58	-127.75	-99.17
** Due to Revenue	121.38	-131.48	-10.1
2130001100 Unearned Income	493,040.00	-493,040.00	0
** Unearned Revenues	493,040.00	-493,040.00	0
2115007000 Comp Ab Current	5,026.48	-5,026.48	0
2230002000 NC Accr Comp Absence	24,982.37	-24,982.37	0
** Accrued Leave	30,008.85	-30,008.85	0
2890002000 DFRD INFLOW-REVENUES	6,400.00	-6,400.00	0
** Deferred Inflows of Resources	6,400.00	-6,400.00	0
3000000000 Fund Equity Clearing	974,759.50	-1,146,089.52	-171,330.02
3000002000 Fund Balance	44.44	-325,169.00	-325,124.56
3000004000 Net Asset Restricted	13,328.56	0	13,328.56
3900000000 Batch Input-Asset Ld	27,887.50	-10,194.03	17,693.47
3902100000 Inv GFA Lnd Imp (Mod	0	-69,366.19	-69,366.19
3902300000 Inv GFA Bldg (Mod)	0	-1,118,138.67	-1,118,138.67
3902500000 Inv GFA Equip (Mod)	26,295.12	-27,733.97	-1,438.85
3902600000 Inv GFA LVA(Modified	6,363.23	-62,618.66	-56,255.43
** Fund Balance	1,048,678.35	-2,759,310.04	-1,710,631.69
4041002000 APPLICATION FEES	1,875.00	-163,700.00	-161,825.00
4041004000 OTH/CERTIFICATE FEE	0	-20	-20
4041005000 TESTING FEES	0	-2,150.00	-2,150.00
4041007000 RENEWAL FEE	7,555.00	-517,220.00	-509,665.00
4041028000 OTHER FEES	300	-9,200.00	-8,900.00
4041041000 REINSTATEMENT	0	-4,700.00	-4,700.00
** OR - Fees	9,730.00	-696,990.00	-687,260.00
4042002100 NBR - Penalties	3,200.00	-3,200.00	0
** OR - Fines and Penalties	3,200.00	-3,200.00	0
4043002100 NBR LICENSE & PERMIT	1,905.00	-493,040.00	-491,135.00
** OR - Licenses and Permits	1,905.00	-493,040.00	-491,135.00
4047099000 MISC REVENUE	0	-1	-1
** OR - Miscellaneous	0	-1	-1
4049003000 INTEREST DISTRIB	0	-8,707.89	-8,707.89
4049003100 NBR Invest Earnings	386.03	0	386.03
4049007000 INTEREST CERT. DEP.	0	-810.56	-810.56
** OR - Investment Revenue	386.03	-9,518.45	-9,132.42
5010001000 00 Regular Salaries	274,921.89	0	274,921.89
5010001100 NBR - Personal Svs.	0	-12,949.34	-12,949.34
5010001600 NBR - Emp Benefits	0	-3,023.27	-3,023.27
5010001900 Stipends	3,180.00	0	3,180.00
5010005000 03 FICA & Medic Exp	18,986.02	0	18,986.02
5010006000 03 Ben Ins Exp HAL	31,140.00	-2,520.00	28,620.00
5010006500 Agency Cost of ARCAP	2,332.00	0	2,332.00
5010007000 03 Retirement Exp	42,117.98	0	42,117.98
5010010000 03 Work Comp Prem Tx	90.52	0	90.52
5010091000 NBR-Comp Ab. Expense	0	-30,008.85	-30,008.85
** Salary Expense	372,768.41	-48,501.46	324,266.95
5020001000 Postage	240	0	240
5020002000 Telecomm Wired	1,770.36	0	1,770.36
5020003500 02 Connectivity	2,333.65	0	2,333.65
5020004000 Network Services Exp	296.61	0	296.61
5020004200 Internet Serv-Tech	21,310.79	0	21,310.79
5020004300 02 Server &Email Svc	1,818.24	0	1,818.24
5020005000 Freight	252.57	0	252.57
5020006000 NBR Com & Trans Com	8,686.01	-4,511.44	4,174.57
** Communication & Transp. of Commoditi	36,708.23	-4,511.44	32,196.79
5030001000 Printing	888.59	0	888.59
5030002000 Bind Copy Collate	5,422.81	0	5,422.81

5030004100 NBR Printing & Adv.	0	-21.14	-21.14
** Printing & Advertising	6,311.40	-21.14	6,290.26
5030005000 02-Bldg & Grds Maint	16,073.50	-3,410.47	12,663.03
5030005100 Pest Control CI 02	648.55	0	648.55
5030008000 Office Equip Maint	209.28	0	209.28
5030021000 NBR - Repair & Serv.	0	-313.38	-313.38
** Repairing & Servicing	16,931.33	-3,723.85	13,207.48
5040001000 Electricity	2,946.39	0	2,946.39
5040003000 Water & Sewage	1,620.04	-103.92	1,516.12
5040003100 02 Water	260.41	0	260.41
5040007000 Rent of Office Equip	3,232.66	-142.96	3,089.70
5040008500 02 Rent-Data Proc Eq	1,045.00	0	1,045.00
5040011000 Other Rent & Leases	119.9	0	119.9
5040012000 NBR -Utilities & Ren	0	-571.47	-571.47
** Utilities & Rent	9,224.40	-818.35	8,406.05
5050001000 02 Mileage	25.12	0	25.12
5050020100 02Bd Mmbr Trav Meals	22.2	0	22.2
5050020200 02Bd Mmbr Trav Lodg	323.16	0	323.16
5050020300 02Bd Mmbr Trav Other	20	0	20
5050020400 02BdMbr Trvl Mileage	816.1	0	816.1
** Travel & Subsistence	1,206.58	0	1,206.58
5060001000 Professional Adm Fee	6,940.00	0	6,940.00
** Professional Services & Fees	6,940.00	0	6,940.00
5070001000 Surety Perform Bonds	27.6	0	27.6
5070001500 02 NOTARY BOND	69.95	0	69.95
5070003000 Bld Contents Ins	1,526.42	0	1,526.42
5070007000 Other Insurance	254.28	0	254.28
** Insurance & Bonds	1,878.25	0	1,878.25
5080002200 EFT PROCESSING FEES	26,716.05	0	26,716.05
5080006000 Assoc Member Dues	6,500.00	0	6,500.00
5080009000 Janitorial Service	5,407.60	0	5,407.60
5080014100 Recycling Services	409.31	-63.1	346.21
5080029000 NBR - Other Exp, Svs	3,267.76	-1,042.05	2,225.71
5080040000 02 NOTARY FEE	40	0	40
** Other Expenses & Services	42,340.72	-1,105.15	41,235.57
5090006000 Office Supplies	2,544.45	-98.08	2,446.37
5090006100 02 Furnish/Accessory	0	0	0
5090018000 Subscriptions Pubs	449.56	0	449.56
5090019000 Food Purchases	218.88	0	218.88
5090022000 02-Kit,Jan,House Sup	560.33	-23.19	537.14
5090026300 02 Dsktop,Laptop,PDA	109.68	0	109.68
5090027000 Software/Licenses	1,987.26	0	1,987.26
5900004000 LVA Exp (Modified)	3,643.88	0	3,643.88
5901070000 LVA Exp Full	3,643.88	0	3,643.88
** Commodities, Materials & Supplies	13,157.92	-121.27	13,036.65
5110002000 02 Other Refund/Reim	5,060.00	0	5,060.00
** Refunds, Taxes & Claims	5,060.00	0	5,060.00
6080001000 REF TO EXP-CURR YEAR	2,658.91	-2,658.91	0
** Refunds	2,658.91	-2,658.91	0
5901020000 Depr Expense (Full)	38,500.68	0	38,500.68
** Depreciation/Amortization	38,500.68	0	38,500.68
6061003000 Inter-Agy Xfers Out	17,489.06	0	17,489.06
** Transfers In/Out	17,489.06	0	17,489.06
6990001000 Prior Yr Warr Outlaw	0	-75	-75
** Prior Year Adjustment	0	-75	-75
*** BALANCE	17,192,689.54	-17,192,689.54	0

Arkansas State Board of Licensure
For
Professional Engineers And Professional Surveyors
623 Woodlane Drive, Little Rock, Arkansas
Agenda for July 13, 2021 Board meeting

1. 10:00 a.m. Call to order President Salyer

2. Consent Agenda
 - a. Approve Minutes of May 11, 2021 meeting and June 15, 2021 special meeting/hearing
 - b. Conditionally licensed registrants
 - i. Reinstatements, PE Comity (with MLE qualifications), and Temporary Permits
 - ii. EI's & SI's
 - iii. COA's
 - c. Director recommendations

3. Administrative Items
 - a. Financial Report for April 2021 and May 2021
 - b. AR Labor and Licensing Report
 - c. Survey Exam Committee Report
 - d. 93rd General Assembly-Regular Session 2021
 - e. AR State University BSCE/Surveying Minor Programs Approval
 - f. Diagnostic Report for the 2021 April AR State Specific Exam
 - g. NCEES-Resolution of Cooperation
 - h. NCEES-Washington Accord
 - i. Board President appoints Complaint Committee Member

4. Applicants/discuss applications list
 - a. Applications recommended for discussion by the Director and items removed from sections 2.b. of the consent agenda

5. Complaint Committee Report Grant Grigg
 - a. Complaint Status Report
 - b. Case Management Statistics
 - c. Complaint Committee Consent Agenda
 - d. CPC Audit

6. Board Topics
 - a. Other Business (COVID-19, NCEES, Newsletter, etc.)
 - b. Next scheduled Board Meeting September 14, 2021 at 10:00 am

**The July 13, 2021 Board Meeting was held in-person at the office and via ZOOM.*