

Arkansas State Board of Licensure
for Professional Engineers and Professional Surveyors
Minutes – September 15, 2020

A meeting of The Board was convened via ZOOM at 10:00 a.m. in the offices of the Board (623 Woodlane Dr., Little Rock, Arkansas) by President Jim Engstrom. Members attending were Brian Moore, Tom Scott, David Beasley, Donald Perry, Kyle Salyer and Ivan Hoffman (absent-Rod Williams & Scott Bennett). Others attending; Director Heather Richardson, Asst. Director Linda Stone, Chief Investigator Grant Grigg, Governor's Office Liaison Chris Fletcher, Attorney General's Office Agency Counsel Sara Farris.

The Consent Agenda was reviewed with motion made as follows:

- a. Approve – Meeting minutes of July 14, 2020 and August 11, 2020; (Beasley moved, Perry seconded) and carried.
- b. Ratify – Attached lists of conditionally licensed P.E.'s, Temporary Permits (with Engineer Model Law Qualifications), E.I.'s, S.I.'s and C.O.A.'s.; (Beasley moved, Moore seconded) and carried.
- c. Motion made (Moore moved, Perry seconded) and carried to accept the Director Recommendations to;
Approve licensure for,
Ghimire, Ujjwal EI
Huneycutt, Ralph Edward PE – O, subject to passing the PE exam
Navis, Channing A. PE – C
Nelson, David Alan PE – C
Newkirk, Alexander Keith PE – O, subject to passing the PE exam
Ovuoba, Brianna L. PE – O
Roberts, Gary Arlin PE – C
Sealy, William T. PE – C
Thompson, James E. PE – C
Thor, Kashoua PE – O, subject to passing the PE exam
Deny licensure,
Applicants Laslo & Woodbrough are moved to the discussion list by motion made (Beasley moved, Salyer seconded) and carried.

The following administrative matters were discussed and/or acted upon:

Financial Reports (Cash Fund, Revenue Reconciliations, Warrant Check Activity, Payroll Posting, and AASIS Trial Balance) for June and Fiscal Year end 2020 and July 2020 ratified by motion made (Beasley moved, Hoffman seconded) and carried.

The amended Rules of the Board became effective September 1, 2020.

Department of Labor and Licensing (ADLL) – Funding transfers, for the indirect cost of ADLL salaries, began in July 2020. The monthly cost to the Board is 5.22% of our monthly Salaries and Matching. The Director confirmed that our agency is processing our own invoices.

The Survey Exam Committee met via ZOOM on September 14, 2020 at 1:00pm. The Committee is looking to establish future specifications and analyze the pass/fail rates.

The Board acted upon the following applicants:

- Laslo, Stephen Eric. PE – Comity, Deny motion made (Salyer moved, Moore seconded) and carried, does not meet the current nor prior Rules of the Board.
- Woodbrough, Tobe A. PE – Comity, Deny motion made (Moore moved, Perry seconded) and carried, does not meet the current nor prior Rules of the Board.
- Al Akayshee, Bashar PE – Approve comity licensure, motion made (Beasley moved, Salyer seconded) and carried.
- Howes, Joshua David PE – Approve comity licensure, motion made (Beasley moved, Moore seconded) and carried.
- Larson, Jeremy W. PE – Approve comity licensure, motion made (Salyer moved, Moore seconded) and carried.
- McBurnett, Matthew Thomas PE – Approve comity licensure, motion made (Moore moved, Beasley seconded) and carried.
- Pasumarthy, Venkata Siva Praveen PE – Approve comity licensure, motion made (Beasley moved, Hoffman seconded) and carried.
- Skovajsova, Zuzana PE – Deny comity licensure, motion made (Engstrom moved, Salyer seconded) and carried, does not meet the current nor prior Rules of the Board.

On behalf of the Complaint Committee, Mr. Grigg presented the following:


- Status of Complaints
 - 2020-01 In the Matter of Mathews v Noonan. Complaint received on May 12, 2020 alleging surveying without a license, Board inquiry letter sent on May 20, 2020. Answer received June 2, 2020.
 - 2020-02 In the Matter of Richardson v Ang. Complaint received on August 10, 2020 alleging misconduct in the practice of engineering, Board inquiry letter sent on August 10, 2020.
 - 2020-03 In the Matter of Collins v Hall. Complaint received on August 24, 2020 alleging misconduct in the practice of engineering, Board inquiry letter sent on August 25, 2020.
- Case Management Statistics
- Status of Complaints Report – motion made (Moore moved, Perry seconded) and carried to omit the names of the complainant and respondent and include more details regarding the allegations and Complaint Committee Recommendations.
- CPC Audit – instances of non-compliance were discussed and the following motions made:
 - Riley D Donoho, PE 14975 – Motion made (Hoffman moved, Beasley seconded) and carried (Salyer abstains) to grant an exemption from the Continuing Education requirement based upon extenuating circumstances.
 - Robert L. Ellis, PE 6720 – Motion made (Hoffman moved, Salyer seconded) and carried (Engstrom opposed) to issue a reprimand letter and require the submittal of 1 additional hour of continuing education.
 - Sonny T. Low, PE 11057 – Motion made (Hoffman moved, Moore seconded) and carried, that the Director is to file a complaint against Mr. Low.

These Board Topics were discussed:

COVID-19 – it was reported that until further notice, future Board meetings and NCEES committee meetings will be held via Zoom.

The next Regular Board Meeting is November 10, 2020 at 10:00 am via ZOOM.

Business being thus concluded the meeting adjourned at 12:00 pm.



Jim Engstrom, President

11-10-20

Date



Heather Richardson, Director

11-10-2020

Date

2.b.i - PE's, Temporary Permits (with Model Law Qualifications), reapply due to 3 times fail exam, & reinstatements

PE #	Last Name	First	Middle	Type	Comity State	Temp #
11342	Munnell	Douglas	D.	PE - C	KS	Reinstatement
13806	Nasir	Tahir	Mahmood	PE - C	OK	Reinstatement
19693	Castillo	Adrian	L.	PE - C		
19694	Castilow	Cynthia	L.	PE - C		
19695	Ford	Vicki	Leandra	PE - C		
19696	Ireland	John	Edwin	PE - C		
19697	Lewis	Jeffrey	Kyle	PE - C		
19698	Nievar	Billy	Wayne	PE - C		
19699	Anastasio	Steven	M.	PE - C		
19700	Briggs	Zachary	Patrick	PE - C		
19701	Lewis	David	Joseph	PE - C		
19702	Lyon	Joshua	T.	PE - C		
19703	Teague	Patrick	J.	PE - C		
19704	Dotson	Sean	Michael	PE - C		
19705	Leiss	Peter	J.	PE - C		
19706	Ortiz	Raul		PE - C		
19707	Sommerville	Judson	Cain	PE - C		
19708	Wommack	Wesley	Owens	PE - C		
19709	Locicero	Logan	Michael	PE - C		
19710	Stewart	Eugene	R.	PE - C		
19711	Wright	Dennis	D.	PE - C		
19712	Mitts	Walton	Todd	PE - C		
19713	Slattery	Susan	A.	PE - C		
19714	McInnes	Colin	Gregory	PE - C		
19715	Waidelich	Jonathan	D.	PE - C		
19716	Berry	Lauren	Francis	PE - C		
19721	Byrd	Suzanne	C.	PE - C		
19722	Curle	Benjamin	M.	PE - C		
19723	Lisi	Robert	D.	PE - C		
19724	Marsden	Zachary	R.	PE - C		
19725	Bush	Scott	R.	PE - C		
19726	Delzer	Troy	Lynn	PE - C		
19727	Doyle	Gerard	P.	PE - C		
19728	Ezold	Robert	Wayne	PE - C		
19729	Grayson	Christopher	J.	PE - C		
19730	Hopeman	Ryan	Craig	PE - C		
19731	Jansen	Thomas	Craig	PE - C		
19732	Meek	Douglas	E.	PE - C		
19733	Morgan	David	Mikeal	PE - C		
19734	Starks	Kevin	William	PE - C		
19735	Steinbugl	Jacob	C.	PE - C		
19736	Vaccaro	Peter	Joseph	PE - C		
19737	Van Pelt	Scott	Brian	PE - C		
19739	Koehn	Jeffrey	Bruce	PE - C		

Agenda Items 2.a.i., 2.a.ii., 2.a.iii.

19740	Kolb	Eric	Anthony	PE - C		
19741	Murray	Michael	Steven	PE - C		
19742	Baltar	Robert	W.	PE - C		
19743	Kiser	Jonathan	Albert	PE - C		
19744	Leonhardt	Jason	Albert	PE - C		
19745	Stubbs	Trevor	G.	PE - C		
19746	Hadley	Eric	Michael	PE - C		
19747	Alexander	Richmond	Lavern	PE - C		

2.b.ii - SI's & EI's

Intern #	Last Name	First	Middle	Type
702	Cagle	Nathaniel	J.	SI
9208	Chesnut	Caleb	Ward	EI
9209	Comer	Patrick	R.	EI
9210	Boone	Zachary	Paul	EI
9211	Coffield	Leah	Grace	EI
9212	Davis	Isaac	K.	EI
9213	Hakl	Zachary	Charles	EI
9214	Cumiskey	Emily	Jordan	EI
9215	Khairi	Ramsey	Amjad	EI
9216	Polk	Cameron	J.	EI
9217	Weatherly	Collin	R.	EI
9218	Keys	Wes	J.	EI
9219	Loshelder	Julia		EI
9220	Stokes	Aimee	K.	EI
9221	Rosenbaum	Cady	M.	EI
9222	Bodwell	Brynn	Elizabeth	EI
9223	Brooks	Matthew	J	EI
9224	Cummings	Steven	C.	EI
9225	Little	Parker	T.	EI
9226	Childress	Christina	J.	EI

2.b.iii - Reinstated & new COA's (Certificates of Authority)

COA #	Company Name	Address	City	State	Zip	Type	AR PE/PS in CHG
3796	PLAN NORTH PLLC	250 W Bobwhite Ct, Ste 130	Boise	ID	83706-6770	Engineering	Peter Nussbacher PE #19683
3797	ZAP Engineering & Construction Services,	333 S. Allison Parkway, Ste. #100	Lakewood	CO	80226-3115	Engineering	Cynthia Castilow PE #19694
3798	DPS Group, Inc.	959 Concord Street	Framingham	MA	01701-4682	Engineering	Jeffrey Lewis PE #19697
3799	MH Structures, LLC	5077 Dallas Hwy, Suite 201	Powder Springs	GA	30127-4510	Engineering	Sean Dotson PE #19704

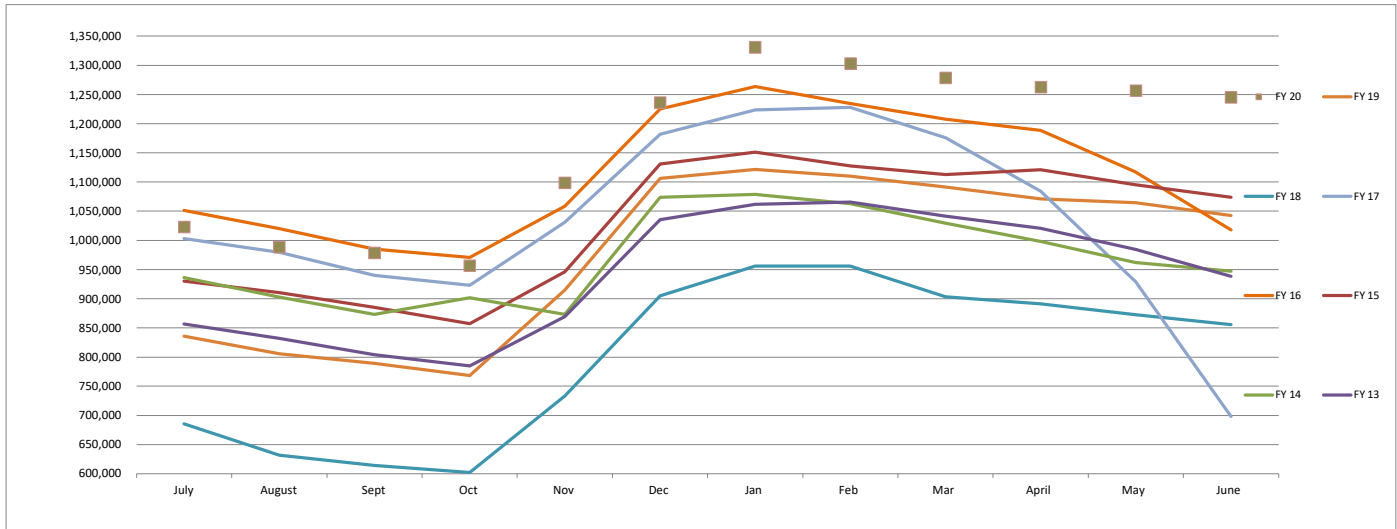
CI	Funds Ctr/CI Title	2020		Adjusted Appropn	Estm'd Salary Holding	FY20 Adjusted Appropn	Revenue												Total Expenditures	Commitments	Remaining Appropriation		
		Appropriatn	Adjustments				July	August	September	October	November	December	January	February	March	April	May	June					
00	Salaries	284,083	9,000	0	293,083	0	293,083	21,694.54	34,941.51	21,369.70	25,415.67	21,815.68	21,515.66	33,833.53	21,815.69	21,935.67	21,515.68	21,935.69	21,515.69	289,304.71	0.00	3,778.29	
01	Extra Help	12,000	0	0	12,000	0	12,000	0.00	0.00	0.00	0.00	0.00	0.00	0.00	0.00	0.00	0.00	0.00	0.00	0.00	0.00	12,000.00	0.00
03	Matching	95,885	1,000	0	96,885	0	96,885	7,442.23	10,495.97	7,376.82	8,361.37	7,488.47	7,465.50	10,241.85	7,582.03	7,497.99	7,465.76	7,497.91	7,465.77	96,381.57	0.00	503.43	
02	Operating Expense	208,649	0	0	208,649	0	208,649	11,106.62	10,076.77	4,971.80	10,321.64	7,529.21	13,037.68	16,824.94	18,107.79	10,881.79	6,399.82	3,919.09	10,519.84	123,686.99	0.00	84,962.01	
09	Travel	10,227	0	0	10,227	0	10,227	450.00	810.87	0.00	0.00	0.00	0.00	0.00	350.00	0.00	350.00	0.00	0.00	1,610.87	0.00	8,616.13	
10	Prof. Fees	7,144	0	0	7,144	0	7,144	0.00	0.00	0.00	0.00	3,470.00	0.00	0.00	0.00	0.00	3,470.00	0.00	0.00	6,940.00	0.00	204.00	
Total		617,988	10,000	0	627,988	0	627,988	40,693.39	56,325.12	33,718.32	44,098.68	40,303.36	42,018.84	60,900.32	47,855.51	40,315.35	38,841.26	33,352.69	39,501.30	517,924.14	-	110,063.86	

Revenue:	July	August	Sept	Oct	Nov	Dec	Jan	Feb	Mar	April	May	June	Revenue year to date	Commitments:
AASIS Total w/Adjustments	16,520.00	21,370.00	23,050.00	16,515.00	188,195.00	275,940.00	48,865.00	18,700.00	16,020.00	19,535.00	27,700.00	27,635.00	\$700,045.00	Lease Copier
4049003000 Interest-Treas	-	2,355.92	1,991.11	1,771.07	1,652.03	1,568.14	1,823.86	2,003.25	1,969.31	1,886.97	987.62	586.20	\$18,595.48	Lease Postage Meter
4049007000 Interest-CD's	-	-	485.85	839.57	-	-	292.80	550.48	2,168.70	291.05	540.75	-	\$5,169.20	
Total	16,520.00	23,725.92	25,526.96	19,125.64	189,847.03	277,508.14	50,981.66	21,253.73	20,158.01	21,713.02	29,228.37	28,221.20	\$723,809.68	

Revenue/Expenditure	\$ (24,173.39)	\$ (32,599.20)	\$ (8,191.36)	\$ (24,973.04)	\$ 149,543.67	\$ 235,489.30	\$ (9,918.66)	\$ (26,601.78)	\$ (20,157.34)	\$ (17,128.24)	\$ (4,124.32)	\$ (11,280.10)	\$ 217,165.64
----------------------------	-----------------------	-----------------------	----------------------	-----------------------	----------------------	----------------------	----------------------	-----------------------	-----------------------	-----------------------	----------------------	-----------------------	----------------------

1120001000 CD's Balance	191,094.95	191,094.95	191,094.95	191,934.52	191,934.52	191,934.52	191,227.32	192,777.80	192,777.80	193,068.85	193,609.60	193,609.60
-------------------------	------------	------------	------------	------------	------------	------------	------------	------------	------------	------------	------------	------------

Cash in Treasury (Fund Balance) FY20	1,022,715.37	988,316.17	978,521.46	956,325.66	1,098,529.33	1,236,313.63	1,330,827.17	1,302,890.01	1,278,458.97	1,262,204.68	1,256,459.61	1,244,834.51
Cash in Treasury (Fund Balance) FY19	835,835.85	805,506.86	789,264.63	768,139.37	915,034.82	1,105,939.17	1,121,434.45	1,110,046.39	1,091,480.55	1,071,049.40	1,064,326.74	1,042,542.13
Cash in Treasury (Fund Balance) FY18	685,827.35	631,739.95	614,253.23	602,410.19	733,187.89	905,039.81	955,943.33	955,943.33	903,595.34	891,206.09	872,667.13	855,400.80
Cash in Treasury (Fund Balance) FY17	1,003,210.91	979,538.39	939,922.11	922,966.65	1,031,004.94	1,181,890.40	1,223,465.37	1,227,862.29	1,175,864.69	1,084,029.62	928,996.58	698,343.52
Cash in Treasury (Fund Balance) FY16	1,051,363.67	1,020,043.11	985,160.44	970,973.31	1,058,524.89	1,225,340.94	1,263,677.73	1,234,354.94	1,207,899.78	1,188,287.76	1,116,814.04	1,017,972.96
Cash in Treasury (Fund Balance) FY15	930,434.09	910,304.89	885,550.00	857,008.56	946,010.48	1,130,574.19	1,150,879.53	1,127,630.93	1,112,401.97	1,121,157.49	1,095,000.01	1,073,722.38
Cash in Treasury (Fund Balance) FY14	936,113.10	902,906.19	873,059.38	901,833.57	873,059.38	1,074,138.68	1,078,802.37	1,062,925.51	1,029,406.70	997,978.78	962,023.37	947,010.07
Cash in Treasury (Fund Balance) FY13	856,824.56	832,025.98	804,146.45	784,629.37	869,350.59	1,035,446.38	1,061,635.32	1,065,694.66	1,041,365.09	1,020,708.32	984,184.68	938,483.10



FINANCIAL COMPARISON AASIS TO PELS

June 2020		AASIS					PELS			Reconciliation		
AASIS Code	GL Acct	totals	Current month receipts posted in subsequent	prior month receipts posted in current	Current month receipts reversed in subsequent	Prior month receipts reversed in current	AASIS Balance Forward	PELS Deposit Summary	PELS Balance Forward	AASIS Balance Forward	PELS Balance Forward	Overage /Shortage
255	4041002000	14,850.00	2,250.00	(2,325.00)	0.00	0.00	14,775.00	14,775.00	14,775.00	14,775.00	14,775.00	0.00
257	4041004000	0.00	0.00	0.00	0.00	0.00	0.00	0.00	0.00	0.00	0.00	0.00
258	4041005000	0.00	0.00	0.00	0.00	0.00	0.00	0.00	0.00	0.00	0.00	0.00
260	4041007000	12,040.00	1,470.00	(900.00)	0.00	0.00	12,610.00	12,610.00	12,610.00	12,610.00	12,610.00	0.00
281	4041028000	300.00	0.00	(150.00)	0.00	0.00	150.00	150.00	150.00	150.00	150.00	0.00
539	4041041000	100.00	0.00	0.00	0.00	0.00	100.00	100.00	100.00	100.00	100.00	0.00
284	4042001000	0.00	0.00	0.00	0.00	0.00	0.00	0.00	0.00	0.00	0.00	0.00
586	4047099000	0.00	0.00	0.00	0.00	0.00	0.00	0.00	0.00	0.00	0.00	0.00
		27,290.00	3,720.00	(3,375.00)	0.00	0.00	27,635.00	27,635.00	27,635.00	27,635.00	27,635.00	0.00

Reconciling items

PELS items	PELS post date	AASIS Doc #	4041002000 applications	4041004000 certificate	4041005000 exams	4041007000 renewals	4041028000 Temp	4041041000 Reinststate	Totals
June posted in	6/29/2020		1175			640			1815
July	6/30/2020		1075			830			1905
PELS receipts posted in Subsequent			2250	0	0	1470	0	0	3720
May posted in									0
June	5/28/2020	14694501	1275			120			1395
	05/29_31/2020	14694857	1050			360	150		1560
	5/29/2020	52245031				420			420
PELS receipts posted from prior			2325	0	0	900	150	0	3375

**Board of Licensure for Prof Engineers and Prof Surveyors (0236)
FY20 Revenue Reconciliation for the Month ending June 2020**

AASIS Revenue

Amounts

Application Fees (4041002000)	\$ 14,850.00
Certificate Fees (4041004000)	\$ -
Testing Fees (4041005000)	\$ -
Renewal Fees (4041007000)	\$ 12,040.00
Other Fees (4041028000)	\$ 300.00
Fines and Penalties (1130001000)	\$ -
Reinstatement Fees (4041041000)	\$ 100.00
REFUND TO EXPENDITURE - CURRENT YEAR (5050018000)	\$ -

AASIS Total: \$ 27,290.00

Adjustments

PELS current month receipts posted in AASIS in subsequent (+)	3,720.00
PELS prior month receipts posted in AASIS in current (-)	(3,375.00)
AASIS current month receipts reversed in subsequent	0.00
AASIS prior month receipts reversed in current	0.00

AASIS Balance Forward: \$ 27,635.00

PELS receipts

Application Fees (4041002000)	\$ 14,775.00
Certificate Fees (4041004000)	\$ -
Testing Fees (4041005000)	\$ -
Renewal Fees (4041007000)	\$ 12,610.00
Other Fees (4041028000)	\$ 150.00
Fines and Penalties (1130001000)	\$ -
Reinstatement Fees (4041041000)	\$ 100.00
Misc Revenue (6080001000)	\$ -

PELS Balance Forward: 27,635.00

Overage/Shortage (AASIS Balance Forward / PELS Balance Forward): \$ -

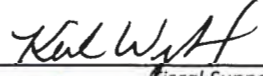
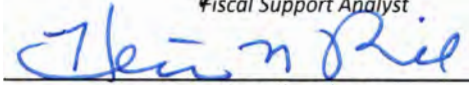
Explanation for discrepancy:

Attachment: Financial Comparison AASIS to PELS: June 2020

The information on this schedule accurately reflects the cash receipts that have been received and deposited by this agency during the stated month. The total receipts and total deposits have been reconciled to AASIS.

All figures noted on this report have been verified by reviewing the deposit register and trial balance for the stated month. Any discrepancies have been investigated and resolved.

All receipt numbers and licenses issued have been accounted for. Any discrepancies have been investigated and resolved.

	7/14/2020
Fiscal Support Analyst	Date
	7/14/2020
Executive Director	Date

5010001000 Regular Salaries Staff

June FY20

FOR period start date	For-period end date	Personnel Number	Name of Employee or Applicant	Wage Type	Amount	Posting document
5/17/2020	5/30/2020	84350	GRANT GRIGG	1200 Regu	2,084.45	9698370
5/17/2020	5/30/2020	84350	GRANT GRIGG	1211 Holid	231.61	9698370
			GRANT GRIGG		2,316.06	
5/17/2020	5/30/2020	1185	HEATHER N RICHARDSON	1251 Vaca	107.62	9698370
5/17/2020	5/30/2020	1185	HEATHER N RICHARDSON	1251 Vaca	286.98	9698370
5/17/2020	5/30/2020	1185	HEATHER N RICHARDSON	1211 Holid	286.98	9698370
5/17/2020	5/30/2020	1185	HEATHER N RICHARDSON	1200 Regu	2,188.22	9698370
5/17/2020	5/30/2020	1185	HEATHER N RICHARDSON	/845 Total	0.00	9698370
			HEATHER N RICHARDSON		2,869.80	
5/17/2020	5/30/2020	7804	KEISHA L WRIGHT	1251 Vaca	131.45	9698370
5/17/2020	5/30/2020	7804	KEISHA L WRIGHT	1250 Holid	131.45	9698370
5/17/2020	5/30/2020	7804	KEISHA L WRIGHT	1200 Regu	1,051.64	9698370
5/17/2020	5/30/2020	7804	KEISHA L WRIGHT	/845 Total	0.00	9698370
			KEISHA L WRIGHT		1,314.54	
5/17/2020	5/30/2020	28444	LINDA S STONE	1251 Vaca	171.53	9698370
5/17/2020	5/30/2020	28444	LINDA S STONE	1211 Holid	171.53	9698370
5/17/2020	5/30/2020	28444	LINDA S STONE	1200 Regu	1,372.22	9698370
5/17/2020	5/30/2020	28444	LINDA S STONE	/845 Total	0.00	9698370
			LINDA S STONE		1,715.28	
5/17/2020	5/30/2020	19356	MARILYN F SMITH	/845 Total	0.00	9698370
5/17/2020	5/30/2020	19356	MARILYN F SMITH	1200 Regu	981.41	9698370
5/17/2020	5/30/2020	19356	MARILYN F SMITH	1250 Holid	122.68	9698370
5/17/2020	5/30/2020	19356	MARILYN F SMITH	1251 Vaca	122.68	9698370
			MARILYN F SMITH		1,226.77	
5/17/2020	5/30/2020	28472	VIRGINIA S DAVIS	/845 Total	0.00	9698370
5/17/2020	5/30/2020	28472	VIRGINIA S DAVIS	1200 Regu	920.78	9698370
5/17/2020	5/30/2020	28472	VIRGINIA S DAVIS	1250 Holid	131.54	9698370
5/17/2020	5/30/2020	28472	VIRGINIA S DAVIS	1252 Sick	263.08	9698370
			VIRGINIA S DAVIS		1,315.40	
					10,757.85	
FOR period start date	For-period end date	Personnel Number	Name of Employee or Applicant	Wage Type	Amount	Posting document
5/31/2020	6/13/2020	84350	GRANT GRIGG	1251 Vaca	231.61	9717760
5/31/2020	6/13/2020	84350	GRANT GRIGG	1251 Vaca	43.43	9717760
5/31/2020	6/13/2020	84350	GRANT GRIGG	1200 Regu	2,041.02	9717760
5/31/2020	6/13/2020	84350	GRANT GRIGG	/845 Total	0.00	9717760
			GRANT GRIGG		2,316.06	
5/31/2020	6/13/2020	1185	HEATHER N RICHARDSON	/845 Total	0.00	9717760
5/31/2020	6/13/2020	1185	HEATHER N RICHARDSON	1200 Regu	2,833.92	9717760
5/31/2020	6/13/2020	1185	HEATHER N RICHARDSON	1251 Vaca	35.87	9717760
			HEATHER N RICHARDSON		2,869.79	
5/31/2020	6/13/2020	7804	KEISHA L WRIGHT	1200 Regu	1,314.54	9717760
			KEISHA L WRIGHT		1,314.54	
5/31/2020	6/13/2020	28444	LINDA S STONE	1252 Sick	10.72	9717760
5/31/2020	6/13/2020	28444	LINDA S STONE	1200 Regu	1,704.56	9717760
5/31/2020	6/13/2020	28444	LINDA S STONE	/845 Total	0.00	9717760
			LINDA S STONE		1,715.28	
5/31/2020	6/13/2020	19356	MARILYN F SMITH	1251 Vaca	61.34	9717760
5/31/2020	6/13/2020	19356	MARILYN F SMITH	1200 Regu	1,165.43	9717760
5/31/2020	6/13/2020	19356	MARILYN F SMITH	/845 Total	0.00	9717760
			MARILYN F SMITH		1,226.77	
5/31/2020	6/13/2020	28472	VIRGINIA S DAVIS	/845 Total	0.00	9717760
5/31/2020	6/13/2020	28472	VIRGINIA S DAVIS	1200 Regu	1,298.96	9717760
5/31/2020	6/13/2020	28472	VIRGINIA S DAVIS	1252 Sick	16.44	9717760
			VIRGINIA S DAVIS		1,315.40	
					10,757.84	

FY20 Period 0-12 July -June	Debit	Credit	Balance
1000236001 CJ ELS 0236 # 001	85,250.00	-85,250.00	0
1010103000 Petty Cash	200	-200	0
** Cash On Hand	85,450.00	-85,450.00	0
1100001000 Treasury	1,771,959.77	-521,038.00	1,250,921.77
1100001001 Treasury Outgoing	166,903.15	-172,990.41	-6,087.26
1100001003 Treasury EFT Out	3,369.48	-3,369.48	0
1100001005 Treasury Tnsfrs Out	355,692.18	-355,692.18	0
1100001006 Treasury Tnsfrs In	4,554.83	-4,554.83	0
* Cash Available to Spend	2,302,479.41	-1,057,644.90	1,244,834.51
1100001002 Treasury Incoming	107,159.41	-107,159.41	0
1100001004 Treasury EFT In	6,872,570.01	-6,872,570.01	0
* Deposits in Transit	6,979,729.42	-6,979,729.42	0
** Cash in State Treasury	9,282,208.83	-8,037,374.32	1,244,834.51
1100002000 Non-AASIS House Bank	8,933.00	-8,933.00	0
** Cash in Bank	8,933.00	-8,933.00	0
1120001000 Invest CD	316,284.26	-122,674.66	193,609.60
** Investments	316,284.26	-122,674.66	193,609.60
1130001000 Customer AR	23,900.00	-20,700.00	3,200.00
** Customer Receivables	23,900.00	-20,700.00	3,200.00
1140003100 Int Agy Due to/from	2,635.00	-2,635.00	0
1140003300 Payroll Fund DT/DF	355,352.98	-355,352.98	0
** Interfund Receivable	357,987.98	-357,987.98	0
1160001000 Accrued Interest	2,735.89	-2,735.89	0
** Accrued Income	2,735.89	-2,735.89	0
1190002000 PP Exp - Accrual Eng	2,530.00	-2,530.00	0
1190002500 PP Exp - YE Accruals	13,287.25	-13,287.25	0
** Pre-Paid Expenses	15,817.25	-15,817.25	0
1990110000 Land Improve (Mod)	69,366.19	0	69,366.19
1990130000 Buildings (Modified)	1,118,138.67	0	1,118,138.67
1990150000 Equipment (Modified)	27,733.97	-26,295.12	1,438.85
1990160000 Low Val Assets (Mod)	58,974.78	0	58,974.78
1991100000 AUC (Modified)	46,525.72	-46,525.72	0
** Modified Accrual Fixed Assets	1,320,739.33	-72,820.84	1,247,918.49
1991320000 Land Improv FullCAFR	69,366.19	0	69,366.19
1991321000 Land Improv(FContra)	0	-69,366.19	-69,366.19
1991340000 Buildings Full CAFR	1,118,138.67	0	1,118,138.67
1991341000 Buildings (F Contra)	0	-1,118,138.67	-1,118,138.67
1991360000 Equipment Full CAFR	37,928.00	-36,489.15	1,438.85
1991361000 Equip. F Contra CAFR	10,194.03	-37,928.00	-27,733.97
1991370000 Low Val Asset (Full)	58,974.78	0	58,974.78
1991371000 LVA (Full Contra)	0	-95,863.34	-95,863.34
1992100000 AC Dep Lnd Imp(Full)	0	-30,084.22	-30,084.22
1992300000 AC Dep Bldg(Full)	0	-291,283.79	-291,283.79
1992500000 AC Dep Equipmnt(Full)	29,700.58	-31,139.43	-1,438.85
1992600000 AC Dep LV Asset(Full)	0.32	-58,975.10	-58,974.78
** Full Accrual Fixed Assets	1,324,302.57	-1,769,267.89	-444,965.32
2110001000 Vendor AP	91,301.55	-91,301.55	0
2110001100 Vendor Accrued Liab	2,340.18	-2,340.18	0
2110001101 Other Govt AP	599	-599	0
2110001102 Local Govt AP	1,549.18	-1,549.18	0
2110002000 Employee AP	1,133.72	-1,133.72	0
2111001000 GRIR Clearing	1,302,987.13	-1,302,987.13	0
** Accounts Payable	1,399,910.76	-1,399,910.76	0
2110007500 VENDOR OVRPMNT CLRG	1,050.00	-1,050.00	0
** Other Liabilities	1,050.00	-1,050.00	0
2110003000 Due To Other Funds	72,125.64	-72,125.64	0
2110004100 Inter Agency Due To	3,100.72	-3,100.72	0
** Interfund Due-To	75,226.36	-75,226.36	0
2112004000 Due to Other Gov.	141.73	-141.73	0
** Due to Other Governments	141.73	-141.73	0

2115006000	Acc Salary & Ben YE	12,934.07	-12,934.07	0
**	Payroll Liability	12,934.07	-12,934.07	0
2120002300	UseSaleTax AP Offset	0	-3.73	-3.73
2120003091	02 Use Tax Payable	92.8	0	92.8
2120003099	Use Tax Payable Accr	28.58	-127.75	-99.17
**	Due to Revenue	121.38	-131.48	-10.1
2130001100	Unearned Income	476,765.00	-476,765.00	0
**	Unearned Revenues	476,765.00	-476,765.00	0
2115007000	Comp Ab Current	4,237.07	-4,237.07	0
2230002000	NC Accr Comp Absence	21,725.42	-21,725.42	0
**	Accrued Leave	25,962.49	-25,962.49	0
3000000000	Fund Equity Clearing	952,970.11	-984,449.42	-31,479.31
3000002000	Fund Balance	44.44	-325,169.00	-325,124.56
3000004000	Net Asset Restricted	13,328.56	0	13,328.56
3900000000	Batch Input-Asset Ld	27,887.50	-10,194.03	17,693.47
3902100000	Inv GFA Lnd Imp (Mod)	0	-69,366.19	-69,366.19
3902300000	Inv GFA Bldg (Mod)	0	-1,118,138.67	-1,118,138.67
3902500000	Inv GFA Equip (Mod)	26,295.12	-27,733.97	-1,438.85
3902600000	Inv GFA LVA(Modified)	0	-58,974.78	-58,974.78
**	Fund Balance	1,020,525.73	-2,594,026.06	-1,573,500.33
4041002000	APPLICATION FEES	0	-167,900.00	-167,900.00
4041005000	TESTING FEES	0	-2,950.00	-2,950.00
4041007000	RENEWAL FEE	0	-509,510.00	-509,510.00
4041028000	OTHER FEES	0	-3,900.00	-3,900.00
4041041000	REINSTATEMENT	0	-5,200.00	-5,200.00
**	OR - Fees	0	-689,460.00	-689,460.00
4042001000	FINES	2,400.00	-14,750.00	-12,350.00
**	OR - Fines and Penalties	2,400.00	-14,750.00	-12,350.00
4043002100	NBR LICENSE & PERMIT	2,635.00	-476,765.00	-474,130.00
**	OR - Licenses and Permits	2,635.00	-476,765.00	-474,130.00
4049003000	INTEREST DISTRIB	0	-20,907.21	-20,907.21
4049003100	NBR Invest Earnings	359.89	0	359.89
4049007000	INTEREST CERT. DEP.	0	-3,000.50	-3,000.50
**	OR - Investment Revenue	359.89	-23,907.71	-23,547.82
5010001000	00 Regular Salaries	286,364.71	0	286,364.71
5010001100	NBR - Personal Svs.	0	-10,516.70	-10,516.70
5010001600	NBR - Emp Benefits	0	-2,470.09	-2,470.09
5010001900	Stipends	2,940.00	0	2,940.00
5010005000	03 FICA & Medic Exp	19,685.39	0	19,685.39
5010006000	03 Ben Ins Exp HAL	22,680.00	0	22,680.00
5010006500	Agency Cost of ARCAP	2,491.86	0	2,491.86
5010007000	03 Retirement Exp	43,871.02	0	43,871.02
5010008000	03 Unemploy Comp Exp	7,560.00	0	7,560.00
5010010000	03 Work Comp Prem Tx	93.3	0	93.3
5010091000	NBR-Comp Ab. Expense	0	-25,962.49	-25,962.49
**	Salary Expense	385,686.28	-38,949.28	346,737.00
5020001000	Postage	1,081.26	0	1,081.26
5020002000	Telecomm Wired	2,104.10	-160.76	1,943.34
5020003500	02 Connectivity	2,822.45	-212.15	2,610.30
5020004000	Network Services Exp	572.59	-154.48	418.11
5020004200	Internet Serv-Tech	22,288.65	-825.65	21,463.00
5020004300	02 Server &Email Svc	1,837.74	-170.22	1,667.52
5020005000	Freight	217.31	0	217.31
5020006000	NBR Com & Trans Com	9,683.44	-3,048.00	6,635.44
**	Communication & Transp. of Commoditi	40,607.54	-4,571.26	36,036.28
5030001000	Printing	794.45	0	794.45
5030002000	Bind Copy Collate	5,348.19	0	5,348.19
5030003000	Advertise Clip Svc	354.41	0	354.41
5030004100	NBR Printing & Adv.	0	-40.13	-40.13
**	Printing & Advertising	6,497.05	-40.13	6,456.92
5030005000	02-Bldg & Grds Maint	13,480.64	0	13,480.64

5030005100 Pest Control CI 02	379.32	0	379.32
5030008000 Office Equip Maint	209.28	0	209.28
5030021000 NBR - Repair & Serv.	0	-446.9	-446.9
** Repairing & Servicing	14,069.24	-446.9	13,622.34
5040001000 Electricity	4,236.76	0	4,236.76
5040003000 Water & Sewage	1,549.18	0	1,549.18
5040003100 02 Water	284.77	0	284.77
5040007000 Rent of Office Equip	6,156.36	-2,863.78	3,292.58
5040008500 02 Rent-Data Proc Eq	1,235.00	-95	1,140.00
5040011000 Other Rent & Leases	87.2	0	87.2
5040012000 NBR -Utilities & Ren	0	-502.13	-502.13
** Utilities & Rent	13,549.27	-3,460.91	10,088.36
5050001000 02 Mileage	159.6	0	159.6
5050003100 02 - Meals	25.73	0	25.73
5050003200 02 - Lodging	132.06	0	132.06
5050004100 09 - Meals	69.87	0	69.87
5050004200 09 - Lodging	720.75	0	720.75
5050010000 09 Ground Transport	20.25	0	20.25
5050018000 09 Conf Seminar Fees	800	-350	450
5050020100 02Bd Mmbr Trav Meals	693.17	0	693.17
5050020200 02Bd Mmbr Trav Lodg	3,794.38	0	3,794.38
5050020300 02Bd Mmbr Trav Other	1,017.64	0	1,017.64
5050020400 02BdMbr Trvl Mileage	5,543.24	0	5,543.24
5050024000 NBR Travel/Sub CI 09	327.1	-450	-122.9
** Travel & Subsistence	13,303.79	-800	12,503.79
5060001000 Professional Adm Fee	6,940.00	0	6,940.00
5080015000 02 MiscTech SrvNonIT	350	0	350
** Professional Services & Fees	7,290.00	0	7,290.00
5070001000 Surety Perform Bonds	28.02	0	28.02
5070003000 Bld Contents Ins	1,356.82	0	1,356.82
5070007000 Other Insurance	156.9	0	156.9
** Insurance & Bonds	1,541.74	0	1,541.74
5080001000 M&R Service Fees	48.4	0	48.4
5080002200 EFT PROCESSING FEES	26,526.05	0	26,526.05
5080006000 Assoc Member Dues	6,500.00	0	6,500.00
5080009000 Janitorial Service	5,635.42	0	5,635.42
5080014100 Recycling Services	434.9	0	434.9
5080029000 NBR - Other Exp, Svs	3,276.71	-982.75	2,293.96
** Other Expenses & Services	42,421.48	-982.75	41,438.73
5090006000 Office Supplies	2,063.73	-44.73	2,019.00
5090011100 02 Audio Vis Eq/Sup	163.5	0	163.5
5090018000 Subscriptions Pubs	646.24	0	646.24
5090019000 Food Purchases	1,407.60	-0.82	1,406.78
5090022000 02-Kit,Jan,House Sup	575.33	0	575.33
5090026300 02 Dsktop,Laptop,PDA	185.93	0	185.93
5090027000 Software/Licenses	2,348.58	-180.66	2,167.92
5900004000 LVA Exp (Modified)	367.34	0	367.34
5901070000 LVA Exp Full	367.34	0	367.34
** Commodities, Materials & Supplies	8,125.59	-226.21	7,899.38
5110002000 02 Other Refund/Reim	3,195.00	0	3,195.00
5110015000 NBR Ref Taxes Claims	0	-60	-60
** Refunds, Taxes & Claims	3,195.00	-60	3,135.00
5901020000 Depr Expense (Full)	42,000.74	0	42,000.74
** Depreciation/Amortization	42,000.74	0	42,000.74
6060003100 INTER XFER IN REBATE	0	-2.81	-2.81
6060007200 M & R Transfers In	0	-121.5	-121.5
** Transfers In/Out	0	-124.31	-124.31
6990001000 Prior Yr Warr Outlaw	0	-225	-225
** Prior Year Adjustment	0	-225	-225
*** BALANCE	16,334,679.24	-16,334,679.24	0

CI	Funds Ctr/CI Title	2021			Estm'd Salary Holding	FY21 Adjusted Appropriation	Month												Total Expenditures	Commitments	Remaining Appropriation				
		Appropriation	Adjustments	Blocks			Adjusted Appropriation	July	August	September	October	November	December	January	February	March	April	May				June			
00	Salaries	284,083	0	-8,238	292,321	0	292,321	33,922.80	0.00	0.00	0.00	0.00	0.00	0.00	0.00	0.00	0.00	0.00	0.00	0.00	0.00	0.00	33,922.80	0.00	258,398.20
01	Extra Help	12,000	0	0	12,000	0	12,000	0.00	0.00	0.00	0.00	0.00	0.00	0.00	0.00	0.00	0.00	0.00	0.00	0.00	0.00	0.00	0.00	0.00	12,000.00
03	Matching	95,885	0	-1,635	97,520	0	97,520	10,317.50	0.00	0.00	0.00	0.00	0.00	0.00	0.00	0.00	0.00	0.00	0.00	0.00	0.00	0.00	0.00	0.00	87,202.50
02	Operating Expense	208,649	0	0	208,649	0	208,649	12,051.73	0.00	0.00	0.00	0.00	0.00	0.00	0.00	0.00	0.00	0.00	0.00	0.00	0.00	0.00	0.00	0.00	12,051.73
09	Travel	10,227	0	0	10,227	0	10,227	0.00	0.00	0.00	0.00	0.00	0.00	0.00	0.00	0.00	0.00	0.00	0.00	0.00	0.00	0.00	0.00	0.00	10,227.00
10	Prof. Fees	7,144	0	0	7,144	0	7,144	0.00	0.00	0.00	0.00	0.00	0.00	0.00	0.00	0.00	0.00	0.00	0.00	0.00	0.00	0.00	0.00	0.00	7,144.00
Total		617,988	0	-9,873	627,861	0	627,861	56,292.03	-	-	-	-	-	-	-	-	-	-	-	-	-	-	56,292.03	2,875.28	568,693.69

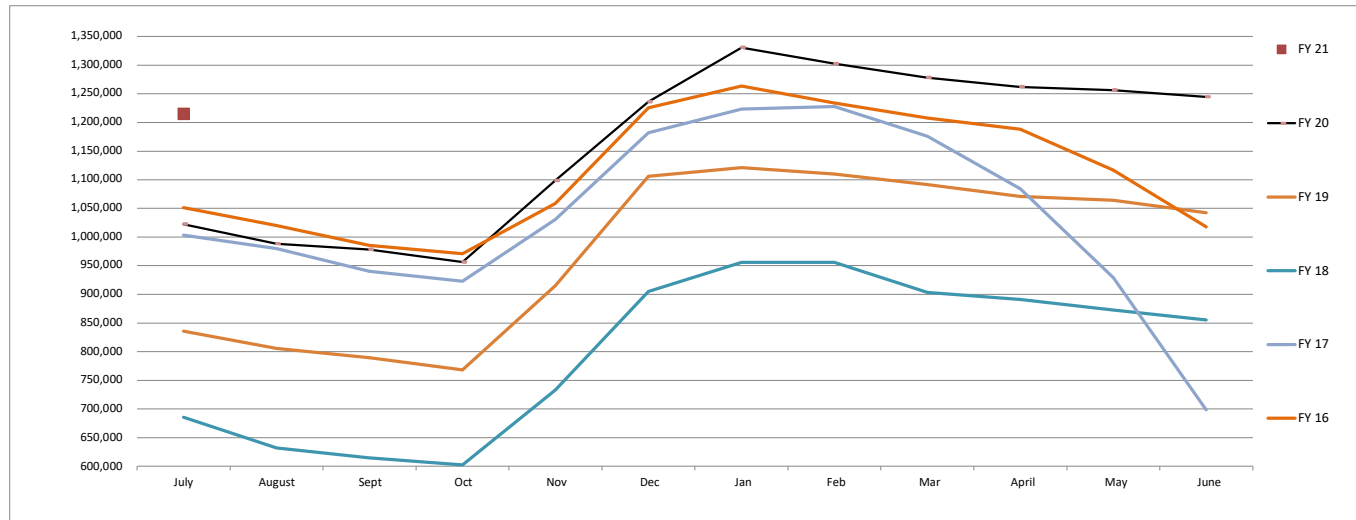
ARDLL Funding Transfer-Indirects				29,741.40		29,741.40	2,478.45	0.00	0.00	0.00	0.00	0.00	0.00	0.00	0.00	0.00	0.00	0.00	0.00	0.00	0.00	0.00	2,478.45	0.00	27,262.95
----------------------------------	--	--	--	-----------	--	-----------	----------	------	------	------	------	------	------	------	------	------	------	------	------	------	------	------	----------	------	-----------

Revenue:	Month												Revenue year to date	Commitments:														
	July	August	Sept	Oct	Nov	Dec	Jan	Feb	Mar	April	May	June																
AASIS Total w/Adjustments	16,720.00	-	-	-	-	-	-	-	-	-	-	-	-	-	-	-	-	-	-	-	-	-	-	-	\$16,720.00	Lease Copier	2,231.94	
4049003000 Interest-Treas	458.81	-	-	-	-	-	-	-	-	-	-	-	-	-	-	-	-	-	-	-	-	-	-	-	-	\$458.81	Lease Postage Meter	643.34
4049007000 Interest-CD's	30.00	-	-	-	-	-	-	-	-	-	-	-	-	-	-	-	-	-	-	-	-	-	-	-	-	\$30.00		
Total	17,208.81	-	-	-	-	-	-	-	-	-	-	-	-	-	-	-	-	-	-	-	-	-	-	-	\$17,208.81			

Revenue/Expenditure	\$ (39,083.22)	\$ -	\$ -	\$ -	\$ -	\$ -	\$ -	\$ -	\$ -	\$ -	\$ -	\$ -	\$ -	\$ -	\$ -	\$ -	\$ -	\$ -	\$ -	\$ -	\$ -	\$ -	\$ -	\$ -	\$ -	\$ (39,083.22)
---------------------	----------------	------	------	------	------	------	------	------	------	------	------	------	------	------	------	------	------	------	------	------	------	------	------	------	------	----------------

1120001000 CD's Balance	193,639.60	-	-	-	-	-	-	-	-	-	-	-	-	-	-	-	-	-	-	-	-	-	-	-	-
-------------------------	------------	---	---	---	---	---	---	---	---	---	---	---	---	---	---	---	---	---	---	---	---	---	---	---	---

	July	August	Sept	Oct	Nov	Dec	Jan	Feb	Mar	April	May	June
Cash in Treasury (Fund Balance) FY21	1,215,273.96	-	-	-	-	-	-	-	-	-	-	-
Cash in Treasury (Fund Balance) FY20	1,022,715.37	988,316.17	978,521.46	956,325.66	1,098,529.33	1,236,313.63	1,330,827.17	1,302,890.01	1,278,458.97	1,262,204.68	1,256,459.61	1,244,834.51
Cash in Treasury (Fund Balance) FY19	835,835.85	805,506.86	789,264.63	768,139.37	915,034.82	1,105,939.17	1,121,434.45	1,110,046.39	1,091,480.55	1,071,049.40	1,064,326.74	1,042,542.13
Cash in Treasury (Fund Balance) FY18	685,827.35	631,739.95	614,253.23	602,410.19	733,187.89	905,039.81	955,943.33	955,943.33	903,595.34	891,206.09	872,667.13	855,400.80
Cash in Treasury (Fund Balance) FY17	1,003,210.91	979,538.39	939,922.11	922,966.65	1,031,004.94	1,181,890.40	1,223,465.37	1,227,862.29	1,175,864.69	1,084,029.62	928,996.58	698,343.92
Cash in Treasury (Fund Balance) FY16	1,051,363.67	1,020,043.11	985,160.44	970,973.31	1,058,524.89	1,225,340.94	1,263,677.73	1,234,354.94	1,207,899.78	1,188,287.76	1,116,814.04	1,017,972.56



FINANCIAL COMPARISON AASIS TO PELS

July 2020		AASIS					PELS			Reconciliation			
AASIS Code	GL Acct	totals	Current month receipts posted in subsequent	prior month receipts posted in current	Current month receipts reversed in subsequent	Prior month receipts reversed in current	AASIS Balance Forward	PELS Deposit Summary		PELS Balance Forward	AASIS Balance Forward	PELS Balance Forward	Overage /Shortage
255	4041002000	14,225.00	400.00	(2,250.00)	0.00	0.00	12,375.00	12,375.00		12,375.00	12,375.00	12,375.00	0.00
257	4041004000	0.00	0.00	0.00	0.00	0.00	0.00	0.00		0.00	0.00	0.00	0.00
258	4041005000	600.00	0.00	0.00	0.00	0.00	600.00	600.00		600.00	600.00	600.00	0.00
260	4041007000	4,260.00	105.00	(1,470.00)	0.00	0.00	2,895.00	2,895.00		2,895.00	2,895.00	2,895.00	0.00
281	4041028000	150.00	0.00	0.00	0.00	0.00	150.00	150.00		150.00	150.00	150.00	0.00
539	4041041000	700.00	0.00	0.00	0.00	0.00	700.00	700.00		700.00	700.00	700.00	0.00
284	4042001000	0.00	0.00	0.00	0.00	0.00	0.00	0.00		0.00	0.00	0.00	0.00
586	4047099000	0.00	0.00	0.00	0.00	0.00	0.00	0.00		0.00	0.00	0.00	0.00
		19,935.00	505.00	(3,720.00)	0.00	0.00	16,720.00	16,720.00		16,720.00	16,720.00	16,720.00	0.00

Reconciling items

4041002000 4041004000 4041005000 4041007000 4041028000 4041041000

PELS items	PELS post date	AASIS Doc #	applications	certificate	exams	renewals	Temp	Reinstate	Totals
July posted in	7/30/2020	14705353	250						250
August	7/31/2020	14705355	150			105			255
									0
									0
									0
									0
									0
									0
									0
									0
PELS receipts posted in Subsequent			400	0	0	105	0	0	505
June posted in	6/29/2020		1175			640			1815
July	6/30/2020		1075			830			1905
									0
									0
									0
									0
									0
									0
									0
PELS receipts posted from prior			2250	0	0	1470	0	0	3720

Board of Licensure for Prof Engineers and Prof Surveyors (0236)
FY20 Revenue Reconciliation for the Month ending July 2020

AASIS Revenue

	<u>Amounts</u>
Application Fees (4041002000)	\$ 14,225.00
Certificate Fees (4041004000)	\$ -
Testing Fees (4041005000)	\$ 600.00
Renewal Fees (4041007000)	\$ 4,260.00
Other Fees (4041028000)	\$ 150.00
Fines and Penalties (1130001000)	\$ -
Reinstatement Fees (4041041000)	\$ 700.00
REFUND TO EXPENDITURE - CURRENT YEAR (5050018000)	\$ -
AASIS Total:	\$ 19,935.00

Adjustments

PELS current month receipts posted in AASIS in subsequent (+)	505.00
PELS prior month receipts posted in AASIS in current (-)	(3,720.00)
AASIS current month receipts reversed in subsequent	0.00
AASIS prior month receipts reversed in current	0.00
AASIS Balance Forward:	\$ 16,720.00

PELS receipts

Application Fees (4041002000)	\$ 12,375.00
Certificate Fees (4041004000)	\$ -
Testing Fees (4041005000)	\$ 600.00
Renewal Fees (4041007000)	\$ 2,895.00
Other Fees (4041028000)	\$ 150.00
Fines and Penalties (1130001000)	\$ -
Reinstatement Fees (4041041000)	\$ 700.00
Misc Revenue (6080001000)	\$ -
PELS Balance Forward:	\$ 16,720.00

Overage/Shortage (AASIS Balance Forward / PELS Balance Forward): \$ -



Explanation for discrepancy:

Attachment: Financial Comparison AASIS to PELS: July 2020

The information on this schedule accurately reflects the cash receipts that have been received and deposited by this agency during the stated month. The total receipts and total deposits have been reconciled to AASIS.

All figures noted on this report have been verified by reviewing the deposit register and trial balance for the stated month. Any discrepancies have been investigated and resolved.

All receipt numbers and licenses issued have been accounted for. Any discrepancies have been investigated and resolved.

 Fiscal Support Analyst	8/4/2020 Date
 Executive Director	8/4/2020 Date

July FY21																
Warrant	Pay Meth	Print Date	Reference	Vendor	Vendor Name	Source Doc	Doc Type	Cost Ctr	Assignment #	G/L Acct	Commitment Item	Warrant Amount	Invoice Amount	Line Amount	Cashed Date	
	PY	7/3/2020	ARKPR01374			7572106	YB	188230		5010001000	501:00:00	10,757.85	10,757.85	10,757.85		
	PY	7/3/2020	ARKPR01374			7572106	YB	188230		5010005000	501:00:03	726.56	726.56	726.56		
	PY	7/3/2020	ARKPR01374			7572106	YB	188230		5010006500	501:00:03	98.23	98.23	98.23		
	PY	7/3/2020	ARKPR01374			7572106	YB	188230		5010007000	501:00:03	1,648.10	1,648.10	1,648.10		
2120002519	E	7/6/2020	Y INV 3763615	100075795	CLEAR MOUNTAIN REFRESHMENT SERVICE	1004852032	KR	188210	10048520322021	5040003100	502:00:02	28.33	17.43	17.43	7/8/2020	
2120002519	E	7/6/2020	INV 3777371	100075795	CLEAR MOUNTAIN REFRESHMENT SERVICE	1004852041	KR	188210	10048520412021	5040011000	502:00:02	0.00	10.90	10.90	7/8/2020	
2120002512	E	7/6/2020	INV 3610761	100002021	ADVANCED CABLING SYSTEMS INC	1004851993	KR	188210	10048519932021	5030005000	502:00:02	588.60	588.60	588.60	7/8/2020	
2110000787	W	7/6/2020	Y INV 62666	100178352	HORTICARE & ASSOCIATES INCORPORATIO	1004851997	KR	188210	10048519972021	5030005000	502:00:02	722.13	313.38	313.38	7/14/2020	
2110000787	W	7/6/2020	INV 62618	100178352	HORTICARE & ASSOCIATES INCORPORATIO	1004852001	KR	188210	10048520012021	5030005000	502:00:02	0.00	408.75	408.75	7/14/2020	
2110003134	W	7/7/2020	INV N8327575	100220903	QUADIENT LEASING USA INC	51394987	RE	188210	513949872021	5040007000	502:00:02	214.45	214.45	214.45	7/16/2020	
2110003422	W	7/7/2020	INV 18662572	9999140004	DEPT OF TRANSFORMATION & SHARED SER	1004853004	KR	188210	10048530042021	5010006000	501:00:03	2,520.00	2,520.00	2,520.00	7/16/2020	
2110002438	W	7/7/2020	INV 638031	100000279	CROCKETT BUSINESS MACHINES	51394856	RE	188210	513948562021	5030008000	502:00:02	209.28	209.28	209.28	7/17/2020	
2110002447	W	7/7/2020	INV 26356	100002077	BRW INCORPORATED CITIES	1004852782	KR	188210	10048527822021	5080009000	502:00:02	491.6	491.6	491.6	7/22/2020	
	PT	7/8/2020	1004853004			10816250	ZE	188210		5010006000	501:00:03	2,520.00	2,520.00	2,520.00		
	PT	7/8/2020	1004853004			10816250	ZE	188230		5010006000	501:00:03	2,520.00	2,520.00	2,520.00		
2110015997	W	7/14/2020	Y INV 126186	100157816	ARKANSAS INFORMATION CONSORTIUM LLC	1004855366	KR	188210	10048553662021	5080002200	502:00:02	1,042.05	1,042.05	1,042.05	7/21/2020	
2110016045	W	7/14/2020	INV 5308637-IN	100177423	MARMIC FIRE & SAFETY CO INC	1004855733	KR	188210	10048557332021	5030005000	502:00:02	38.00	38.00	38.00	7/22/2020	
2110016089	W	7/14/2020	INV SH391380	100179999	SHARP ELECTRONICS CORP	51394987	RE	188210	513949872021	5040007000	502:00:02	224.04	202.90	202.90	7/24/2020	
2110016089	W	7/14/2020	INV SH391380B	100179999	SHARP ELECTRONICS CORP	1004855362	KR	188210	10048553622021	5030001000	502:00:02	0.00	21.14	21.14	7/24/2020	
2120059077	A	7/28/2020	0236071520200071	100099611	US BANK CPS	8042713057	ZY	188210	4246044555710080	5090006000	502:00:02	682.41	10.89	10.89	7/30/2020	
2120059077	A	7/28/2020	0236071520200072	100099611	US BANK CPS	8042713058	ZY	188210	4246044555710080	5090006000	502:00:02	0.00	693.30	518.87	7/30/2020	
2120059077	A	7/28/2020	0236071520200072	100099611	US BANK CPS	8042713058	ZY	188210	4246044555710080	5090022000	502:00:02	0.00	0.00	174.43	7/30/2020	
	PY	7/17/2020	ARKPR01382			7577654	YB	188230		5010001000	501:00:00	10,957.51	10,957.51	10,957.51		
	PY	7/17/2020	ARKPR01382			7577654	YB	188230		5010005000	501:00:03	741.84	741.84	741.84		
	PY	7/17/2020	ARKPR01382			7577654	YB	188230		5010006500	501:00:03	98.23	98.23	98.23		
	PY	7/17/2020	ARKPR01382			7577654	YB	188230		5010007000	501:00:03	1,678.69	1,678.69	1,678.69		
2110029718	W	7/22/2020	Y-IN325004543036	100061983	ENTERGY ARKANSAS INC	1004859023	KR	188210	10048590232021	5040001000	502:00:02	360.64	360.64	360.64	7/29/2020	
2110039181	W	7/27/2020	INV 5050138376	100216014	SHRED-IT US JV LLC	1004860676	KR	188230	10048606762021	5080014100	502:00:02	63.10	63.10	63.10		
2110039475	W	7/27/2020	FY21 CYBER INS.	9904250002	DEPARTMENT OF COMMERCE	1004860667	KR	188210	10048606672021	5070007000	502:00:02	1,780.70	254.28	254.28		
2110039475	W	7/27/2020	FY21 BLDG INS.	9904250002	DEPARTMENT OF COMMERCE	1004860674	KR	188210	10048606742021	5070003000	502:00:02	0.00	1,526.42	1,526.42		
2110039488	W	7/27/2020	Y INV17016&19201	9904700001	DEPT OF TRANSFORMATION & SHARED SER	1004860443	KR	188210	10048604432021	5020003500	502:00:02	4,511.44	4,511.44	212.15		
2110039488	W	7/27/2020	Y INV17016&19201	9904700001	DEPT OF TRANSFORMATION & SHARED SER	1004860443	KR	188210	10048604432021	5040008500	502:00:02	0.00	0.00	95.00		
2110039488	W	7/27/2020	Y INV17016&19201	9904700001	DEPT OF TRANSFORMATION & SHARED SER	1004860443	KR	188210	10048604432021	5020002000	502:00:02	0	0	164.9		
2110039488	W	7/27/2020	Y INV17016&19201	9904700001	DEPT OF TRANSFORMATION & SHARED SER	1004860443	KR	188210	10048604432021	5020004200	502:00:02	0	0	3,662.00		
2110039488	W	7/27/2020	Y INV17016&19201	9904700001	DEPT OF TRANSFORMATION & SHARED SER	1004860443	KR	188210	10048604432021	5020004300	502:00:02	0.00	0.00	170.22		
2110039488	W	7/27/2020	Y INV17016&19201	9904700001	DEPT OF TRANSFORMATION & SHARED SER	1004860443	KR	188210	10048604432021	5020004000	502:00:02	0.00	0.00	26.51		
2110039488	W	7/27/2020	Y INV17016&19201	9904700001	DEPT OF TRANSFORMATION & SHARED SER	1004860443	KR	188210	10048604432021	5090027000	502:00:02	0.00	0.00	180.66		
2110042304	W	7/27/2020	REFUND W023601		Suzanne C. Byrd	1004860409	KR	188210		5110002000	502:00:02	150	150	150		
2110038768	W	7/27/2020	INV 176413	100050577	WILLIAM A HARRISON INC	1004860916	KR	188230	10048609162021	5030005000	502:00:02	751.56	751.56	751.56		
2110039427	W	7/27/2020	ACC 8030024305	800001526	CITY OF LITTLE ROCK	1004860894	KR	188230	10048608942021	5040003000	502:00:02	193.40	103.92	103.92	8/3/2020	
2110039427	W	7/27/2020	ACC 8030052304	800001526	CITY OF LITTLE ROCK	1004860899	KR	188230	10048608992021	5040003000	502:00:02	0.00	89.48	89.48	8/3/2020	
	PY	7/31/2020	ARKPR01368			7583363	YB	188230		5010001000	501:00:00	12,207.44	12,207.44	12,207.44		
	PY	7/31/2020	ARKPR01368			7583363	YB	188230		5010005000	501:00:03	915.23	915.23	915.23		
	PY	7/31/2020	ARKPR01368			7583363	YB	188230		5010006500	501:00:03	20.44	20.44	20.44		
	PY	7/31/2020	ARKPR01368			7583363	YB	188230		5010007000	501:00:03	1,870.18	1,870.18	1,870.18		
												56,292.03	56,292.03	56,292.03		

5010001000 Regular Salaries Staff

July FY21

FOR period start date	For-period end date	Personnel Number	Name of Employee or Applicant	Wage Type	Amount	Posting document
6/14/2020	6/27/2020	84350	GRANT GRIGG	1602 FFRC	2,316.06	9742894
			GRANT GRIGG		2,316.06	
6/14/2020	6/27/2020	1185	HEATHER N RICHARDSON	/845 Total	0.00	9742894
6/14/2020	6/27/2020	1185	HEATHER N RICHARDSON	1200 Regu	2,475.20	9742894
6/14/2020	6/27/2020	1185	HEATHER N RICHARDSON	1251 Vaca	107.62	9742894
6/14/2020	6/27/2020	1185	HEATHER N RICHARDSON	1252 Sick	286.98	9742894
			HEATHER N RICHARDSON		2,869.80	
6/14/2020	6/27/2020	7804	KEISHA L WRIGHT	1251 Vaca	32.86	9742894
6/14/2020	6/27/2020	7804	KEISHA L WRIGHT	1200 Regu	1,281.68	9742894
6/14/2020	6/27/2020	7804	KEISHA L WRIGHT	/845 Total	0.00	9742894
			KEISHA L WRIGHT		1,314.54	
6/14/2020	6/27/2020	28444	LINDA S STONE	1251 Vaca	42.88	9742894
6/14/2020	6/27/2020	28444	LINDA S STONE	1200 Regu	1,672.40	9742894
6/14/2020	6/27/2020	28444	LINDA S STONE	/845 Total	0.00	9742894
			LINDA S STONE		1,715.28	
6/14/2020	6/27/2020	19356	MARILYN F SMITH	1252 Sick	122.68	9742894
6/14/2020	6/27/2020	19356	MARILYN F SMITH	1251 Vaca	46.00	9742894
6/14/2020	6/27/2020	19356	MARILYN F SMITH	1251 Vaca	61.34	9742894
6/14/2020	6/27/2020	19356	MARILYN F SMITH	1200 Regu	996.75	9742894
6/14/2020	6/27/2020	19356	MARILYN F SMITH	/845 Total	0.00	9742894
			MARILYN F SMITH		1,226.77	
6/14/2020	6/27/2020	28472	VIRGINIA S DAVIS	1200 Regu	1,315.40	9742894
			VIRGINIA S DAVIS		1,315.40	
					10,757.85	
FOR period start date	For-period end date	Personnel Number	Name of Employee or Applicant	Wage Type	Amount	Posting document
6/28/2020	7/11/2020	84350	GRANT GRIGG	1252 Sick	58.94	9762319
6/28/2020	7/11/2020	84350	GRANT GRIGG	1251 Vaca	235.77	9762319
6/28/2020	7/11/2020	84350	GRANT GRIGG	1211 Holid	235.77	9762319
6/28/2020	7/11/2020	84350	GRANT GRIGG	1200 Regu	1,355.70	9762319
6/28/2020	7/11/2020	84350	GRANT GRIGG	1200 Regu	463.21	9762319
6/28/2020	7/11/2020	84350	GRANT GRIGG	/845 Total	0.00	9762319
			GRANT GRIGG		2,349.39	
6/28/2020	7/11/2020	1185	HEATHER N RICHARDSON	1252 Sick	74.44	9762319
6/28/2020	7/11/2020	1185	HEATHER N RICHARDSON	1251 Vaca	297.74	9762319
6/28/2020	7/11/2020	1185	HEATHER N RICHARDSON	1251 Vaca	223.31	9762319
6/28/2020	7/11/2020	1185	HEATHER N RICHARDSON	1211 Holid	297.74	9762319
6/28/2020	7/11/2020	1185	HEATHER N RICHARDSON	1200 Regu	1,488.70	9762319
6/28/2020	7/11/2020	1185	HEATHER N RICHARDSON	1200 Regu	573.96	9762319
6/28/2020	7/11/2020	1185	HEATHER N RICHARDSON	/845 Total	0.00	9762319
			HEATHER N RICHARDSON		2,955.89	
6/28/2020	7/11/2020	7804	KEISHA L WRIGHT	/845 Total	0.00	9762319
6/28/2020	7/11/2020	7804	KEISHA L WRIGHT	1200 Regu	262.91	9762319
6/28/2020	7/11/2020	7804	KEISHA L WRIGHT	1200 Regu	635.65	9762319
6/28/2020	7/11/2020	7804	KEISHA L WRIGHT	1250 Holid	133.82	9762319
6/28/2020	7/11/2020	7804	KEISHA L WRIGHT	1251 Vaca	133.82	9762319
6/28/2020	7/11/2020	7804	KEISHA L WRIGHT	1251 Vaca	133.82	9762319
6/28/2020	7/11/2020	7804	KEISHA L WRIGHT	1252 Sick	33.46	9762319
			KEISHA L WRIGHT		1,333.48	
6/28/2020	7/11/2020	28444	LINDA S STONE	1200 Regu	343.06	9762319
6/28/2020	7/11/2020	28444	LINDA S STONE	1200 Regu	1,222.31	9762319
6/28/2020	7/11/2020	28444	LINDA S STONE	1211 Holid	174.62	9762319
			LINDA S STONE		1,739.99	
6/28/2020	7/11/2020	19356	MARILYN F SMITH	1265 Birth	124.88	9762319
6/28/2020	7/11/2020	19356	MARILYN F SMITH	1251 Vaca	15.61	9762319
6/28/2020	7/11/2020	19356	MARILYN F SMITH	1251 Vaca	124.88	9762319
6/28/2020	7/11/2020	19356	MARILYN F SMITH	1250 Holid	124.88	9762319
6/28/2020	7/11/2020	19356	MARILYN F SMITH	1200 Regu	608.81	9762319
6/28/2020	7/11/2020	19356	MARILYN F SMITH	1200 Regu	245.35	9762319
6/28/2020	7/11/2020	19356	MARILYN F SMITH	/845 Total	0.00	9762319
			MARILYN F SMITH		1,244.41	
6/28/2020	7/11/2020	28472	VIRGINIA S DAVIS	/845 Total	0.00	9762319
6/28/2020	7/11/2020	28472	VIRGINIA S DAVIS	1200 Regu	263.08	9762319

Payroll Posting Report

Cost Center 188230

3.a.iv

6/28/2020 7/11/2020 28472 VIRGINIA S DAVIS 1200 Regu 937.36 9762319
 6/28/2020 7/11/2020 28472 VIRGINIA S DAVIS 1250 Holid 133.91 9762319

FOR period start date	For-period end date	Personnel Number	Name of Employee or Applicant	Wage Type	Amount	Posting document
			VIRGINIA S DAVIS		1,334.35	
					10,957.51	
7/12/2020	7/25/2020	84350	GRANT GRIGG	/845 Total	0.00	9781697
7/12/2020	7/25/2020	84350	GRANT GRIGG	1200 Regu	1,959.87	9781697
7/12/2020	7/25/2020	84350	GRANT GRIGG	1251 Vaca	44.21	9781697
7/12/2020	7/25/2020	84350	GRANT GRIGG	1251 Vaca	235.77	9781697
7/12/2020	7/25/2020	84350	GRANT GRIGG	1252 Sick	117.89	9781697
			GRANT GRIGG		2,357.74	
7/12/2020	7/25/2020	1185	HEATHER N RICHARDSON	/845 Total	0.00	9781697
7/12/2020	7/25/2020	1185	HEATHER N RICHARDSON	1200 Regu	2,549.41	9781697
7/12/2020	7/25/2020	1185	HEATHER N RICHARDSON	1251 Vaca	297.74	9781697
7/12/2020	7/25/2020	1185	HEATHER N RICHARDSON	1252 Sick	37.22	9781697
7/12/2020	7/25/2020	1185	HEATHER N RICHARDSON	1252 Sick	93.04	9781697
			HEATHER N RICHARDSON		2,977.41	
7/12/2020	7/25/2020	7804	KEISHA L WRIGHT	1200 Regu	1,338.21	9781697
			KEISHA L WRIGHT		1,338.21	
7/12/2020	7/25/2020	28444	LINDA S STONE	/845 Total	0.00	9781697
7/12/2020	7/25/2020	28444	LINDA S STONE	1114 Care	1,200.00	9781697
7/12/2020	7/25/2020	28444	LINDA S STONE	1200 Regu	1,697.04	9781697
7/12/2020	7/25/2020	28444	LINDA S STONE	1251 Vaca	32.74	9781697
7/12/2020	7/25/2020	28444	LINDA S STONE	1251 Vaca	16.37	9781697
			LINDA S STONE		2,946.15	
7/12/2020	7/25/2020	19356	MARILYN F SMITH	/845 Total	0.00	9781697
7/12/2020	7/25/2020	19356	MARILYN F SMITH	1200 Regu	1,217.63	9781697
7/12/2020	7/25/2020	19356	MARILYN F SMITH	1252 Sick	31.22	9781697
			MARILYN F SMITH		1,248.85	
7/12/2020	7/25/2020	28472	VIRGINIA S DAVIS	1252 Sick	29.29	9781697
7/12/2020	7/25/2020	28472	VIRGINIA S DAVIS	1252 Sick	12.55	9781697
7/12/2020	7/25/2020	28472	VIRGINIA S DAVIS	1252 Sick	33.48	9781697
7/12/2020	7/25/2020	28472	VIRGINIA S DAVIS	1200 Regu	1,263.76	9781697
7/12/2020	7/25/2020	28472	VIRGINIA S DAVIS	/845 Total	0.00	9781697
			VIRGINIA S DAVIS		1,339.08	
					12,207.44	

FY21 Period 0-1 July	Debit	Credit	Balance
1000236001 CJ ELS 0236 # 001	3,710.00	-3,710.00	0
1010103000 Petty Cash	200	-200	0
** Cash On Hand	3,910.00	-3,910.00	0
1100001000 Treasury	1,271,315.58	-56,041.62	1,215,273.96
1100001001 Treasury Outgoing	12,487.68	-21,303.80	-8,816.12
1100001003 Treasury EFT Out	1,299.34	-1,299.34	0
1100001005 Treasury Tnsfrs Out	44,537.95	-44,537.95	0
1100001006 Treasury Tnsfrs In	4,554.83	-4,554.83	0
* Cash Available to Spend	1,334,195.38	-127,737.54	1,206,457.84
1100001002 Treasury Incoming	6,669.41	-6,669.41	0
1100001004 Treasury EFT In	6,262,120.01	-6,262,120.01	0
* Deposits in Transit	6,268,789.42	-6,268,789.42	0
** Cash in State Treasury	7,602,984.80	-6,396,526.96	1,206,457.84
1100002000 Non-AASIS House Bank	8,933.00	-8,933.00	0
** Cash in Bank	8,933.00	-8,933.00	0
1120001000 Invest CD	313,313.76	-119,674.16	193,639.60
** Investments	313,313.76	-119,674.16	193,639.60
1130001000 Customer AR	3,200.00	0	3,200.00
** Customer Receivables	3,200.00	0	3,200.00
1140003300 Payroll Fund DT/DF	41,720.30	-41,720.30	0
** Interfund Receivable	41,720.30	-41,720.30	0
1160001000 Accrued Interest	2,762.03	-2,376.00	386.03
** Accrued Income	2,762.03	-2,376.00	386.03
1190002000 PP Exp - Accrual Eng	2,530.00	-2,530.00	0
1190002500 PP Exp - YE Accruals	11,953.77	0	11,953.77
** Pre-Paid Expenses	14,483.77	-2,530.00	11,953.77
1990110000 Land Improve (Mod)	69,366.19	0	69,366.19
1990130000 Buildings (Modified)	1,118,138.67	0	1,118,138.67
1990150000 Equipment (Modified)	27,733.97	-26,295.12	1,438.85
1990160000 Low Val Assets (Mod)	58,974.78	0	58,974.78
1991100000 AUC (Modified)	46,525.72	-46,525.72	0
** Modified Accrual Fixed Assets	1,320,739.33	-72,820.84	1,247,918.49
1991320000 Land Improv FullCAFR	69,366.19	0	69,366.19
1991321000 Land Improv(FContra)	0	-69,366.19	-69,366.19
1991340000 Buildings Full CAFR	1,118,138.67	0	1,118,138.67
1991341000 Buildings (F Contra)	0	-1,118,138.67	-1,118,138.67
1991360000 Equipment Full CAFR	37,928.00	-36,489.15	1,438.85
1991361000 Equip. F Contra CAFR	10,194.03	-37,928.00	-27,733.97
1991370000 Low Val Asset (Full)	58,974.78	0	58,974.78
1991371000 LVA (Full Contra)	0	-95,863.34	-95,863.34
1992100000 AC Dep Lnd Imp(Full)	0	-30,467.46	-30,467.46
1992300000 AC Dep Bldg(Full)	0	-294,400.61	-294,400.61
1992500000 AC Dep Equipmnt(Full)	29,700.58	-31,139.43	-1,438.85
1992600000 AC Dep LV Asset(Full)	0	-58,974.78	-58,974.78
** Full Accrual Fixed Assets	1,324,302.25	-1,772,767.63	-448,465.38
2110001000 Vendor AP	5,577.08	-5,577.08	0
2110001102 Local Govt AP	193.4	-193.4	0
2111001000 GRIR Clearing	1,294,435.97	-1,294,435.97	0
** Accounts Payable	1,300,206.45	-1,300,206.45	0
2110003000 Due To Other Funds	8,812.14	-8,812.14	0
** Interfund Due-To	8,812.14	-8,812.14	0
2120002300 UseSaleTax AP Offset	0	-3.73	-3.73
2120003091 02 Use Tax Payable	92.8	0	92.8
2120003099 Use Tax Payable Accr	28.58	-127.75	-99.17
** Due to Revenue	121.38	-131.48	-10.1
2130001100 Unearned Income	0	-493,040.00	-493,040.00
** Unearned Revenues	0	-493,040.00	-493,040.00
3000000000 Fund Equity Clearing	919,118.56	-1,140,984.52	-221,865.96
3000002000 Fund Balance	44.44	-325,169.00	-325,124.56
3000004000 Net Asset Restricted	13,328.56	0	13,328.56

3900000000	Batch Input-Asset Ld	27,887.50	-10,194.03	17,693.47
3902100000	Inv GFA Lnd Imp (Mod	0	-69,366.19	-69,366.19
3902300000	Inv GFA Bldg (Mod)	0	-1,118,138.67	-1,118,138.67
3902500000	Inv GFA Equip (Mod)	26,295.12	-27,733.97	-1,438.85
3902600000	Inv GFA LVA(Modified	0	-58,974.78	-58,974.78
**	Fund Balance	986,674.18	-2,750,561.16	-1,763,886.98
4041002000	APPLICATION FEES	0	-14,225.00	-14,225.00
4041005000	TESTING FEES	0	-600	-600
4041007000	RENEWAL FEE	0	-4,260.00	-4,260.00
4041028000	OTHER FEES	0	-150	-150
4041041000	REINSTATEMENT	0	-700	-700
**	OR - Fees	0	-19,935.00	-19,935.00
4049003000	INTEREST DISTRIB	0	-458.81	-458.81
4049007000	INTEREST CERT. DEP.	0	-30	-30
**	OR - Investment Revenue	0	-488.81	-488.81
5010001000	00 Regular Salaries	33,922.80	0	33,922.80
5010005000	03 FICA & Medic Exp	2,383.63	0	2,383.63
5010006000	03 Ben Ins Exp HAL	5,040.00	-2,520.00	2,520.00
5010006500	Agency Cost of ARCAP	216.9	0	216.9
5010007000	03 Retirement Exp	5,196.97	0	5,196.97
**	Salary Expense	46,760.30	-2,520.00	44,240.30
5020002000	Telecomm Wired	164.9	0	164.9
5020003500	02 Connectivity	212.15	0	212.15
5020004000	Network Services Exp	26.51	0	26.51
5020004200	Internet Serv-Tech	3,662.00	0	3,662.00
5020004300	02 Server &Email Svc	170.22	0	170.22
**	Communication & Transp. of Commoditi	4,235.78	0	4,235.78
5030001000	Printing	21.14	0	21.14
**	Printing & Advertising	21.14	0	21.14
5030005000	02-Bldg & Grds Maint	2,100.29	0	2,100.29
5030008000	Office Equip Maint	209.28	0	209.28
**	Repairing & Servicing	2,309.57	0	2,309.57
5040001000	Electricity	360.64	0	360.64
5040003000	Water & Sewage	193.4	0	193.4
5040003100	02 Water	17.43	0	17.43
5040007000	Rent of Office Equip	488.83	-71.48	417.35
5040008500	02 Rent-Data Proc Eq	95	0	95
5040011000	Other Rent & Leases	10.9	0	10.9
**	Utilities & Rent	1,166.20	-71.48	1,094.72
5070003000	Bld Contents Ins	1,526.42	0	1,526.42
5070007000	Other Insurance	254.28	0	254.28
**	Insurance & Bonds	1,780.70	0	1,780.70
5080002200	EFT PROCESSING FEES	1,042.05	0	1,042.05
5080009000	Janitorial Service	491.6	0	491.6
5080014100	Recycling Services	63.1	0	63.1
**	Other Expenses & Services	1,596.75	0	1,596.75
5090006000	Office Supplies	518.87	-10.89	507.98
5090022000	02-Kit,Jan,House Sup	174.43	0	174.43
5090027000	Software/Licenses	180.66	0	180.66
**	Commodities, Materials & Supplies	873.96	-10.89	863.07
5110002000	02 Other Refund/Reim	150	0	150
**	Refunds, Taxes & Claims	150	0	150
5901020000	Depr Expense (Full)	3,500.06	0	3,500.06
**	Depreciation/Amortization	3,500.06	0	3,500.06
6061003000	Inter-Agy Xfers Out	2,478.45	0	2,478.45
**	Transfers In/Out	2,478.45	0	2,478.45
***	BALANCE	12,997,036.30	-12,997,036.30	0
**	Printing & Advertising	6,497.05	-40.13	6,456.92
5030005000	02-Bldg & Grds Maint	13,480.64	0	13,480.64
5030005100	Pest Control CI 02	379.32	0	379.32

5030008000 Office Equip Maint	209.28	0	209.28
5030021000 NBR - Repair & Serv.	0	-446.9	-446.9
** Repairing & Servicing	14,069.24	-446.9	13,622.34
5040001000 Electricity	4,236.76	0	4,236.76
5040003000 Water & Sewage	1,549.18	0	1,549.18
5040003100 02 Water	284.77	0	284.77
5040007000 Rent of Office Equip	6,156.36	-2,863.78	3,292.58
5040008500 02 Rent-Data Proc Eq	1,235.00	-95	1,140.00
5040011000 Other Rent & Leases	87.2	0	87.2
5040012000 NBR -Utilities & Ren	0	-502.13	-502.13
** Utilities & Rent	13,549.27	-3,460.91	10,088.36
5050001000 02 Mileage	159.6	0	159.6
5050003100 02 - Meals	25.73	0	25.73
5050003200 02 - Lodging	132.06	0	132.06
5050004100 09 - Meals	69.87	0	69.87
5050004200 09 - Lodging	720.75	0	720.75
5050010000 09 Ground Transport	20.25	0	20.25
5050018000 09 Conf Seminar Fees	800	-350	450
5050020100 02Bd Mmbr Trav Meals	693.17	0	693.17
5050020200 02Bd Mmbr Trav Lodg	3,794.38	0	3,794.38
5050020300 02Bd Mmbr Trav Other	1,017.64	0	1,017.64
5050020400 02BdMbr Trvl Mileage	5,543.24	0	5,543.24
5050024000 NBR Travel/Sub Cl 09	327.1	-450	-122.9
** Travel & Subsistence	13,303.79	-800	12,503.79
5060001000 Professional Adm Fee	6,940.00	0	6,940.00
5080015000 02 MiscTech SrvNonIT	350	0	350
** Professional Services & Fees	7,290.00	0	7,290.00
5070001000 Surety Perform Bonds	28.02	0	28.02
5070003000 Bld Contents Ins	1,356.82	0	1,356.82
5070007000 Other Insurance	156.9	0	156.9
** Insurance & Bonds	1,541.74	0	1,541.74
5080001000 M&R Service Fees	48.4	0	48.4
5080002200 EFT PROCESSING FEES	26,526.05	0	26,526.05
5080006000 Assoc Member Dues	6,500.00	0	6,500.00
5080009000 Janitorial Service	5,635.42	0	5,635.42
5080014100 Recycling Services	434.9	0	434.9
5080029000 NBR - Other Exp, Svs	3,276.71	-982.75	2,293.96
** Other Expenses & Services	42,421.48	-982.75	41,438.73
5090006000 Office Supplies	2,063.73	-44.73	2,019.00
5090011100 02 Audio Vis Eq/Sup	163.5	0	163.5
5090018000 Subscriptions Pubs	646.24	0	646.24
5090019000 Food Purchases	1,407.60	-0.82	1,406.78
5090022000 02-Kit,Jan,House Sup	575.33	0	575.33
5090026300 02 Dsktop,Laptop,PDA	185.93	0	185.93
5090027000 Software/Licenses	2,348.58	-180.66	2,167.92
5900004000 LVA Exp (Modified)	367.34	0	367.34
5901070000 LVA Exp Full	367.34	0	367.34
** Commodities, Materials & Supplies	8,125.59	-226.21	7,899.38
5110002000 02 Other Refund/Reim	3,195.00	0	3,195.00
5110015000 NBR Ref Taxes Claims	0	-60	-60
** Refunds, Taxes & Claims	3,195.00	-60	3,135.00
5901020000 Depr Expense (Full)	42,000.74	0	42,000.74
** Depreciation/Amortization	42,000.74	0	42,000.74
6060003100 INTER XFER IN REBATE	0	-2.81	-2.81
6060007200 M & R Transfers In	0	-121.5	-121.5
** Transfers In/Out	0	-124.31	-124.31
6990001000 Prior Yr Warr Outlaw	0	-225	-225
** Prior Year Adjustment	0	-225	-225
*** BALANCE	16,334,679.24	-16,334,679.24	0

Arkansas State Board of Licensure
For
Professional Engineers And Professional Surveyors
623 Woodlane Drive, Little Rock, Arkansas*
Agenda for September 15, 2020 Board meeting

1. 10:00 a.m. Call to order President Engstrom

2. Consent Agenda
 - a. Approve Minutes of July 14, 2020 and August 11, 2020 meetings
 - b. Conditionally licensed registrants
 - i. PE Comity and Temporary Permits (with Model Law Engineer qualifications)
 - ii. EI's & SI's
 - iii. COA's
 - c. Director recommendations

3. Administrative Items
 - a. Financial Report for June 2020 and July 2020
 - b. End of Fiscal Year 2020 Report
 - c. Board Rules Update-Administrative Rules Subcommittee
 - d. Transformation-Labor and Licensing Update
 - e. Surveying Examination Committee Report

4. Applicants/discuss applications lists
 - a. Applications recommended for discussion by the Director and items removed from sections 2.b. of the consent agenda

5. Complaint Committee Report Grant Grigg
 - a. *Complaint Status Report*
 - b. *Case Management Statistics*
 - c. *Complaint Committee Consent Agenda*
 - d. *CPC Audit*

6. Board Topics
 - a. Other Business (COVID-19, NCEES, Newsletter, etc.)
 - b. Next scheduled Board Meeting November 10, 2020 at 10:00 am

**The September 15, 2020 Board Meeting was held via ZOOM due to COVID-19 and the state restrictions on meetings.*