

Arkansas State Board of Licensure  
for Professional Engineers and Professional Surveyors  
Minutes – January 14, 2020

A meeting of The Board was convened at 10:00 a.m. in the Board Room at 623 Woodlane Dr., Little Rock, Arkansas, by President Rod Williams. Other Members present were Brian Moore, Jim Engstrom, David Beasley, Scott Bennett, Kyle Salyer, Tom Scott, and Don Perry (Hoffman absent). Others attending included; Executive Director Heather Richardson, Asst. Executive Director Linda Stone, Chief Investigator Grant Grigg, Sara Farris, Agency Counsel from Attorney General's Office and Clay Smith, Governor's Office.

President Williams noted that a quorum was present and turned the meeting over to Charlie Moulton, Hearing Officer. Additional attendees for the Hearing included Charlie Moulton, Hearing Officer, Tiffanie Harrison, Court Reporter, and Edward Snodgrass, Respondent. The Board considered Case #2019-11, in the matter of Edward Snodgrass, PE (NonRenewed), and the allegations that he offered/practiced engineering without a license. After testimony by all parties the Board went off-the-record to deliberate. The Board came back on-the-record and as both parties stipulated that the Allegations of offering/providing engineering services were proven true, the following motion was made:

Motion was made (Beasley moved, Moore seconded) and carried (5-1 Scott Opposed) to assess Mr. Snodgrass and his firm with a Civil Penalty of \$6,000.00 (\$1,200 for each of the 5 violations) payable within 60 days. Closing instructions were provided and the Hearing record was closed.

After Member Perry dismissed himself for the rest of the day, the remaining Members reviewed the Consent Agenda with motion made (Beasley moved, Bennett seconded) and carried to ratify the following:

- a. Meeting minutes of November 12, 2019;
- b. Attached lists of conditionally licensed P.E.'s, Temporary Permits (with Engineer Model Law Qualifications), E.I.'s, S.I.'s and C.O.A.'s.;
- c. Executive Director Recommendations to approve licensure for:
  - Barrett, David Mark PE – C
  - Batdorf, Michael Charlton PE – O, subject to passing the PE exam
  - Beck, Joshua A. PE – O, subject to passing the PE exam
  - Bennett, Matthew R. PE – O, subject to passing the PE exam
  - Bridges, Bradley Lynn PE – O, subject to passing the PE exam
  - Burke, Eric Michael PE – O, subject to passing the PE exam
  - Chromy, Steven John PE – C
  - Davis, Barry Francis PE – C
  - Dunaway, Nicholas P. EI
  - Engel, Brent M. PE – O, subject to passing the PE exam
  - Eslick, Bryan Cruz PE – O, subject to passing the PE exam
  - Guillette, Denis Charles PE – O, subject to passing the PE exam
  - Hales, Austin PE – O, subject to passing the PE exam
  - Kreimeyer, Samuel A. PE – O, subject to passing the PE exam
  - Kumar, Eeshan PE – O, subject to passing the PE exam
  - Kvamme, Charles Kenneth PE – O, subject to passing the PE exam
  - Laufs, Wilfried PE – C
  - Niculescu, Mircea PE – C
  - Richardson, Christopher Allen PE – O, subject to passing the PE exam
  - Sarkar, Tamal EI
  - Sharff, Phillip A. PE – C
  - Smith, Kurt B. PE – O, subject to passing the PE exam
  - Sun, Guo Qiang PE – C
  - Tabor, Warren D. PE – C
  - Ungerank, Ralph Colby PE – O, subject to passing the PE exam
  - Wells, Logan James PE – O, subject to passing the PE exam
  - Wood, Chris F. PE - C

The following administrative matters were discussed and/or acted upon:

Financial Reports (Cash Fund, Revenue Reconciliations, Zwarrant Check Activity, Payroll Posting, and AASIS Trial Balance) for October and November 2019. Motion was made (Moore moved, Salyer seconded) and carried to ratify the attached Financial Reports.

Staff reminded Members that their Annual Statement of Financial Interest is due by January 31, 2020.

Motion was made (Beasley moved, Salyer seconded) and carried to: reimburse Board Members (and agency Counsel from the Asst. Attorney General's office) for 2020 expenses related: to travel; Board Meeting lunches; and \$60 stipends, as per the guidelines of A.C.A. §25-16-901 et seq.

*Administrative matters cont'd*

AR Legislative Audit-FY2017 and FY-2018 Assessments – it was reported that our Assessments were presented to the Legislative Joint Auditing Committee and approved without any questions on December 12, 2019. The Rules are awaiting Governor's office approval. We are anticipating an effective date of July 1, 2020. Department of Labor and Licensing Transformation activities – On October 22, 2019, President Williams and Director Richardson attended a mandatory DLL meeting at the Little Rock Work Force Center. The Survey Exam Committee met on January 13, 2020 at 1:00pm. Motion was made (Moore moved, Scott seconded) and carried to accept the Committees Recommendation and extend Part II of the April 2020 State Specific Exam, from 1 hour to 1.5 hours.

The Board acted upon the following applicants:

- Butler, Jack A. PS – Approve comity licensure, subject to passing the AR State Specific Exam, motion made (Salyer moved, Beasley seconded) and carried.
- Datta, Manohar PE – Approve comity licensure, motion made (Salyer moved, Beasley seconded) and carried (Engstrom opposed).
- Hearnsberger, William B. PE 4413 – Approve reinstatement, motion made (Engstrom moved, seconded) and carried.
- Landes, Nicholas Cole PE – Approve comity licensure, motion made (Bennett moved, Moore seconded) and carried.
- Murray, Cameron David PE – Approve original licensure, subject to passing the PE exam, motion made (Beasley moved, Bennett seconded) and carried.
- O'Brien, David Joseph PS – Approve comity licensure, subject to passing the AR State Specific Exam, motion made (Salyer moved, Beasley seconded) and carried.
- Richardson, Clint S. PS 1487 – Approve reinstatement, motion made (Moore moved, Bennett seconded) and carried.
- Teague, George Alexander PS – Approve comity licensure, subject to passing the AR State Specific Exam, motion made (Beasley moved, Moore seconded) and carried.
- Waidner, Matthew C. PE – Approve original licensure, subject to passing the PE exam, motion made (Beasley moved, Bennett seconded) and carried.

On behalf of the Complaint Committee (Item 5), Mr. Grigg presented the following:

- Status of Complaints (attached)
- Case Management Statistics
- Consent Agenda, Motion made (Beasley moved, Engstrom seconded) and carried (Salyer & Williams abstained) to accept the following Complaint Committee recommendations:
  - 2019-01 Benson v Stuart, allegations of misconduct in the practice of Engineering – dismiss the complaint due to the complaint being outside the practice of engineering.
  - 2019-02 Benson v Scheiderer, allegations of misconduct in the practice of Engineering – dismiss the complaint due to the complaint being outside the practice of engineering.
  - 2019-03 Crawford v Blee, allegations of misconduct in the practice of Surveying – dismiss the complaint due to lack of jurisdiction.
  - 2019-10 Griffin v Collins, allegations of misconduct in the practice of Surveying – dismiss the complaint due to lack of jurisdiction.
- The CPC Audit of PE's who renewed in 2018 is complete and the audit of PS's who renewed in 2019 has begun.

The following Board Topics were discussed:

Motion made (Moore moved, Salyer seconded) and carried that Heather Richardson, Tom Scott and James Engstrom will be funded delegates to the NCEES April 23-25, 2020 Southern Zone Meeting in Houston, Texas.

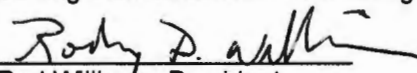
Upcoming Meetings;

February 11, 2020 10:00am Special Board Meeting

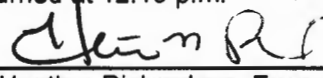
March 9, 2020 1:00pm Survey Exam Committee

March 10, 2020 9:00am Complaint Committee followed by a Board meeting at 10:00 am.

Business being thus concluded the meeting adjourned at 12:15 p.m.

  
Rod Williams, President

03/10/2020  
Date

  
Heather Richardson, Executive Director

3/11/2020  
Date

<b>2.b.i - PE's, Temporary Permits (with Model Law Qualifications), reapply due to 3 times fail exam, &amp; reinstatements</b>						
PE #	Last Name	First	Middle	Type	Comity State	Temp #
10012	Patel	Jayanti	K.	PE - C	OH	Reinstatement
10327	Morgan	Chris	D.	PE - C	LA	Reinstatement
10712	Meers	Larry	Jerome	PE - C	TX	Reinstatement
11289	Yurchevich	John	D.	PE - C	CA	Reinstatement
11299	Tedstone	Michael	Jeffrey	PE - C	SC	Reinstatement
13341	Oliver	Larry	Michael	PE - C	MS	Reinstatement
19197	Boyd	Robert	Jeremy	PE - C		
19198	Curkendall	Brian	Lee	PE - C		
19199	Decheck	Jason	J.J.	PE - C		
19201	Heldak	Daniel	Zenon	PE - C		
19204	Battish	Rajan		PE - C		
19205	Capotosta	Joseph	F.	PE - C		
19206	Cope	Jared	Vern	PE - C		
19207	Crook	Barrett	Cameron	PE - C		
19208	Dorn	Stacey	Elizabeth	PE - C		
19209	Engen	Kari	Lee	PE - C		
19210	King	Gerald	D.	PE - C		
19211	Majmudar	Ayan	A.	PE - C		
19212	Mathes	Jesse	D.	PE - C		
19213	Moore	Graham		PE - C		
19214	Morgan	Matthew	D.	PE - C		
19215	Pullmann	Andrew	Raymond	PE - C		
19216	Ravenscroft	Todd	J.	PE - C		
19217	Shivley	Andrew	Robert	PE - C		
19218	Cole	Jeremiah	Ryan	PE - C		
19219	Mosley	Ashley	Dale	PE - C		
19220	Nealon	Kyle	Jacob	PE - C		
19221	Lundin	Reid	Vincent	PE - C		
19222	McDougall	Trevor	R.	PE - C		
19223	Naylor	James	Lewis	PE - C		
19241	Munoz	Andres		PE - C		
19242	Preszler	Christina	B.	PE - C		
19243	Yang	Junghoon		PE - C		
19245	Qualls	Steven	Emery	PE - C		
19246	Thomas	Michael	E.	PE - C		
19247	Turley	Troy	E.	PE - C		
19248	Warren	Sean	Philip	PE - C		
19249	Achtermann	Andrew	T.	PE - C		
19250	Binge	Joseph	Charles	PE - C		
19251	Fredericksen	Todd	A.	PE - C		
19252	Little	Melissa		PE - C		
19253	Perkins	Matt	K.	PE - C		
19254	Wagner	Steven	Lee	PE - C		
19255	Andrews	Erika	Ainsley	PE - C		

Agenda Items 2.a.i., 2.a.ii., 2.a.iii.

19256	Brussee	Nathan	J.	PE - C		
19257	Ebbert	Shane	Wallace	PE - C		
19258	Ellis	Matthew	Phillip	PE - C		
19259	Jones	Wesley	Brent	PE - C		
19260	Perkins	Brandon	Michael	PE - C		
19261	Robison	Mark	David	PE - C		
19262	Bloss	Matthew	William	PE - C		
19263	Kratina	Karl	R.	PE - C		
19264	Kullberg	Patrick	L.	PE - C		
19265	Fendler	Gregory	John	PE - C		
19266	Kesterson	William	Wayne	PE - C		
19267	Taylor	Kelli	D.	PE - C		
19268	Weyler	Michael	Aaron	PE - C		
19269	Byrne	Francis	Joseph	PE - C		
19270	Ellis	Jeffrey	R.	PE - C		
19271	Hamid	Raed		PE - C		
19272	Otey	Robert	Michael	PE - C		
19273	Warner	Tres	James	PE - C		
19274	Carlson	Cullen	Blaine	PE - C		
19275	Cleary	Ryan	P.	PE - C		
19276	Klavins	Lukas	James	PE - C		
19277	McEwen	Brandon	James	PE - C		
19278	Rich	Cynthia	A.	PE - C		
19279	Anderson	Dennis	James	PE - C		
19280	Partridge	Toby	Michael	PE - C		
19281	Curry	Kimberly	Diane	PE - C		
19330	Blakeney	Jeremy	Keith	PE - C		
19331	Herrle	Kenneth	W.	PE - C		
19332	Waters	Eric	Walter	PE - C		
19333	Fromme	Cheyenne	Bode	PE - C		
19334	Legate	Graham	W.	PE - C		
19335	Romero	Chris	S.	PE - C		
19336	Swierczek	Kory	Robert	PE - C		
19337	Battles	Craig	A.	PE - C		
19338	Hall	Chad	Dale	PE - C		
19339	Hodnett	Derek	Lee	PE - C		
19340	Reilly	Patrick	M.	PE - C		

**2.b.ii - SI's & EI's**

Intern #	Last Name	First	Middle	Type
9101	Johnson	Madeline	Oxner	EI
9102	Schmitz	Matthew	J.	EI
9103	Moody	Seth	C.	EI
9104	Ellis	Dakota	Lee	EI
9105	Guiga	Ibrahim		EI
9106	Owens	Evan	E.	EI

Agenda Items 2.a.i., 2.a.ii., 2.a.iii.

9107	Washington	Chance	J.	EI
9108	Martin	David	Michael	EI
9109	Newkirk	Alexander	Keith	EI
9112	Jones	Rachel	L.	EI
9113	Schlenker	Jacob	D.	EI
9114	Dillard	Rilye	Jane	EI
9115	Marshall	Bradley	David	EI
9116	Robnett	Timothy	S.	EI
9117	Benitez Ortiz	Fernando	Rafael	EI
9118	Teague	Steven	S.	EI
9119	Alzhrani	Ali	M.	EI
9120	Dhungana	Nischal		EI
9121	Edwards	Forest	David	EI
9122	Orrick	Bethany	M.	EI

**2.b.iii - Reinstated & new COA's (Certificates of Authority)**

COA #	Company Name	Address	City	State	Zip	Type	AR PE/PS in CHG
3665	RMA Engineering, LLC	2975 Blosser Drive	Concordia	KS	66901-0673	Engineering	James Metzler PE #19097
3666	Cripe Architectural & Engineering, LLC	3939 Priority Way South Drive	Indianapolis	IN	46240-3835	Engineering	David Lach PE #18521
3667	M-E Engineers, Inc./DBA: M-E Engineers En	14143 Denver West Pkwy Ste 3	Golden	CO	80401-3269	Engineering	Andrew Shivley PE #19217
3668	Pinnacle Solutions LLC	3019 Breckenridge Dr	Little Rock	AR	72227-2108	Engineering	Ralph Frye PE #4321
3669	Tice Engineering, Inc	510 S Vardaman Street	Wiggins	MS	39577-2653	Survey	John Ratliff PS #1753
3670	Precast Engineering Company, Inc	19355 Janacek Court, Unit A	Brookfield	WI	53045-6113	Engineering	Gerald King PE #19210
3671	Ensave	65 Millett Street	Richmond	VT	05477-9623	Engineering	Chantal Beliveau PE #17789
3672	Centroid Consulting Group	2758 E Hyland Park Rd	Fayetteville	AR	72701-3800	Engineering	Gary Prinz PE #16721
3673	Hionis Engineering, Inc.	5716 Folsom Blvd ste 309	Sacramento	CA	95819-4608	Engineering	Anastasios Hionis PE #17541
3674	STRUCTUNEERING, INC	7322 SOUTHWEST FWY	Houston	TX	77074-2077	Engineering	Ashwin Mupparapu PE #18093
3675	COOL BREEZE CONSULTANTS LLC	1314 Avenue A Suite A	Katy	TX	77493-1947	Engineering	Graham Moore PE #19213
3676	SkySkopes Oil & Gas LLC	6008 Highway 2 E	Minot	ND	58701-8229	Engineering	Brian Zuroff PE #19143
3677	Maffeis Engineering Inc.	#463 - 417 Forest Street	Kalamazoo	MI	49001-2747	Engineering	Matthew Bye PE #19229
3678	Progressive Engineering & Construction, Inc	12402 N. 56th Street	Tampa	FL	33617-1535	Engineering	Bridget Morello PE #19237
3679	Delta Consulting, Inc.	740 Front Street	Natchitoches	LA	71457-4680	Survey	Brandon Thornton PS #1872
3680	YKMH Consulting, llc	3500 North Causeway Blvd	Metairie	LA	70002-3524	Engineering	Samuel Montgomery PE #18495
3681	ACRS 2000 Corp.	2601 Northwest Expressway, St	Oklahoma City	OK	73112-7240	Engineering	Daniel Brewer PE #16120
3682	Pressure Safety Inspectors	3750 Dacoro Ln Unit 155	Castle Rock	CO	80109-0452	Engineering	John Andrzejczak PE #19118
3683	Williams Scotsman Inc.	901 S Bond Street	Baltimore	MD	21231-3348	Engineering	Thierry Leboulch PE #15619
3684	Southern Power Systems	8501 Joor Road	Baton Rouge	LA	70818-5604	Engineering	Shannon Ory PE #19238
3685	Root 3 Engineering, LLC	PO Box 2122	Abilene	TX	79604-2122	Engineering	Dipak Samuel PE #18651
3686	2SE Structural Group, PLLC	2104 Cowden Avenue	Memphis	TN	38104-5323	Engineering	Daniel Rocha PE #17371
3687	Coolsys Energy Design, LLC	145 S State College Blvd. Ste 20	Brea	CA	92821-1701	Engineering	Samuel Rodriguez PE #16283

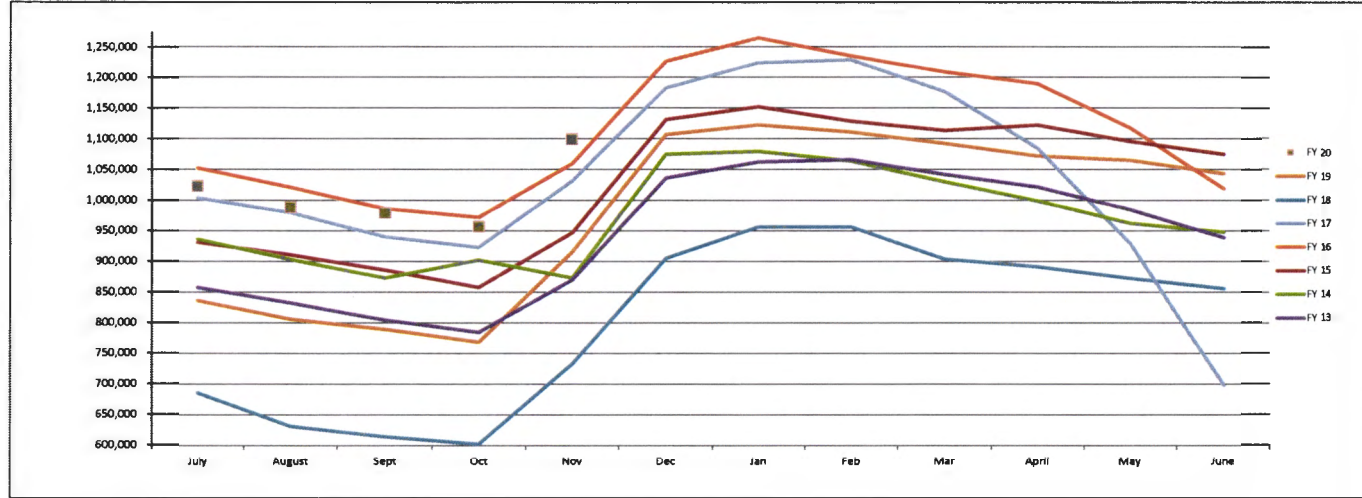
Cl	Funds Ctr/Cl Title	2019 Appropriation	Adjustments	Blocks	Adjusted Appropriation	Estm'd Salary Holding	Adjusted Appropriation	FY20												Total Expenditures	Commitments	Remaining Appropriation						
								July	August	September	October	November	December	January	February	March	April	May	June									
00	Salaries	270247	0	0	270,247	0	270,247	21,694.54	34,941.51	21,369.70	25,415.67	21,815.68	0.00	0.00	0.00	0.00	0.00	0.00	0.00	0.00	0.00	0.00	125,237.10	0.00	145,009.90			
01	Extra Help	12000	0	0	12,000	0	12,000	0.00	0.00	0.00	0.00	0.00	0.00	0.00	0.00	0.00	0.00	0.00	0.00	0.00	0.00	0.00	0.00	0.00	12,000.00			
03	Matching	91767	0	0	91,767	0	91,767	7,442.23	10,495.97	7,376.82	8,361.37	7,488.47	0.00	0.00	0.00	0.00	0.00	0.00	0.00	0.00	0.00	0.00	0.00	0.00	50,602.14			
02	Operating Expense	208649	0	0	208,649	0	208,649	11,106.62	10,076.77	4,871.80	10,321.64	7,529.21	0.00	0.00	0.00	0.00	0.00	0.00	0.00	0.00	0.00	0.00	0.00	44,006.04	1,849.21	162,793.75		
09	Travel	10227	0	0	10,227	0	10,227	450.00	810.87	0.00	0.00	0.00	0.00	0.00	0.00	0.00	0.00	0.00	0.00	0.00	0.00	0.00	0.00	0.00	8,966.13			
10	Prof. Fees	7144	0	0	7,144	0	7,144	0.00	0.00	0.00	0.00	3,470.00	0.00	0.00	0.00	0.00	0.00	0.00	0.00	0.00	0.00	0.00	0.00	0.00	3,674.00			
<b>Total</b>								<b>600,034</b>	<b>0</b>	<b>0</b>	<b>600,034</b>	<b>0</b>	<b>600,034</b>	<b>40,693.39</b>	<b>56,325.12</b>	<b>33,718.32</b>	<b>44,098.68</b>	<b>40,303.36</b>	<b>-</b>	<b>-</b>	<b>-</b>	<b>-</b>	<b>-</b>	<b>-</b>	<b>-</b>	<b>215,138.87</b>	<b>1,849.21</b>	<b>383,045.92</b>

Revenue:		July	August	Sept	Oct	Nov	Dec	Jan	Feb	Mar	April	May	June	Revenue year to date	Commitments	
		AASIS Total w/Adjustments	16,520.00	21,370.00	23,050.00	16,515.00	188,195.00	-	-	-	-	-	-	-	-	\$265,650.00
4049003000 Interest-Treas	2,355.92	1,991.11	1,771.07	1,652.03	-	-	-	-	-	-	-	-	-	\$7,770.13	Lease Postage Meter	428.89
4049007000 Interest-CD's	485.85	839.57	-	-	-	-	-	-	-	-	-	-	-	\$1,325.42		
<b>Total</b>	<b>16,520.00</b>	<b>23,725.92</b>	<b>25,526.96</b>	<b>19,125.64</b>	<b>188,847.03</b>	<b>-</b>	<b>-</b>	<b>-</b>	<b>-</b>	<b>-</b>	<b>-</b>	<b>-</b>	<b>-</b>	<b>\$274,745.55</b>		<b>1,849.21</b>

<b>Revenue/Expenditure</b>	<b>\$ (24,173.39)</b>	<b>\$ (32,599.20)</b>	<b>\$ (8,191.36)</b>	<b>\$ (24,973.04)</b>	<b>\$ 149,543.67</b>	<b>\$ -</b>	<b>\$ -</b>	<b>\$ -</b>	<b>\$ -</b>	<b>\$ -</b>	<b>\$ -</b>	<b>\$ -</b>	<b>\$ -</b>	<b>\$ -</b>	<b>\$ -</b>	<b>\$ -</b>	<b>\$ -</b>	<b>\$ -</b>	<b>\$ -</b>	<b>\$ -</b>	<b>\$ -</b>	<b>\$ -</b>	<b>\$ -</b>	<b>\$ -</b>	<b>\$ -</b>	<b>\$ 59,606.68</b>
----------------------------	-----------------------	-----------------------	----------------------	-----------------------	----------------------	-------------	-------------	-------------	-------------	-------------	-------------	-------------	-------------	-------------	-------------	-------------	-------------	-------------	-------------	-------------	-------------	-------------	-------------	-------------	-------------	---------------------

<b>1120001000 CD's Balance</b>	<b>191,094.95</b>	<b>191,094.95</b>	<b>191,094.95</b>	<b>191,934.52</b>	<b>191,934.52</b>	<b>-</b>	<b>-</b>	<b>-</b>	<b>-</b>	<b>-</b>	<b>-</b>	<b>-</b>	<b>-</b>	<b>-</b>	<b>-</b>	<b>-</b>	<b>-</b>	<b>-</b>	<b>-</b>	<b>-</b>	<b>-</b>	<b>-</b>	<b>-</b>	<b>-</b>	<b>-</b>	<b>-</b>
--------------------------------	-------------------	-------------------	-------------------	-------------------	-------------------	----------	----------	----------	----------	----------	----------	----------	----------	----------	----------	----------	----------	----------	----------	----------	----------	----------	----------	----------	----------	----------

Cash in Treasury (Fund Balance) FY20	1,022,715.37	988,316.17	978,521.46	956,325.66	1,098,529.33	-	-	-	-	-	-	-	-	-	-	-	-	-	-	-	-	-	-	-	-	-	
Cash in Treasury (Fund Balance) FY19	835,835.85	805,506.86	789,264.63	768,139.37	915,034.82	1,105,939.17	1,121,434.45	1,110,046.39	1,091,480.55	1,071,049.40	1,064,326.74	1,042,542.13	-	-	-	-	-	-	-	-	-	-	-	-	-	-	-
Cash in Treasury (Fund Balance) FY18	685,827.35	631,739.95	614,253.23	602,410.19	733,187.89	905,039.81	955,943.33	955,943.33	903,595.34	891,206.09	872,667.13	855,400.80	-	-	-	-	-	-	-	-	-	-	-	-	-	-	-
Cash in Treasury (Fund Balance) FY17	1,003,210.91	979,538.39	939,922.11	922,966.65	1,031,004.94	1,181,890.40	1,223,465.37	1,227,862.29	1,175,864.69	1,084,029.62	928,996.58	698,343.92	-	-	-	-	-	-	-	-	-	-	-	-	-	-	-
Cash in Treasury (Fund Balance) FY16	1,051,363.67	1,020,043.11	985,160.44	970,973.31	1,058,524.89	1,225,340.94	1,263,677.73	1,234,354.94	1,207,899.78	1,188,287.76	1,116,814.04	1,017,972.56	-	-	-	-	-	-	-	-	-	-	-	-	-	-	-
Cash in Treasury (Fund Balance) FY15	930,434.08	910,304.89	885,550.00	857,008.56	946,010.48	1,130,574.19	1,150,879.53	1,121,630.93	1,112,401.97	1,121,157.49	1,095,000.91	1,073,722.38	-	-	-	-	-	-	-	-	-	-	-	-	-	-	-
Cash in Treasury (Fund Balance) FY14	936,113.10	902,906.19	873,059.38	901,833.57	873,059.38	1,074,138.68	1,078,802.37	1,062,925.51	1,029,406.70	997,978.78	962,023.37	947,010.07	-	-	-	-	-	-	-	-	-	-	-	-	-	-	-
Cash in Treasury (Fund Balance) FY13	856,824.56	832,025.98	804,146.45	784,629.37	869,350.59	1,035,446.38	1,061,635.32	1,065,694.66	1,041,365.09	1,020,708.32	984,184.68	938,483.10	-	-	-	-	-	-	-	-	-	-	-	-	-	-	-



**Board of Licensure for Prof Engineers and Prof Surveyors (0236)  
FY20 Revenue Reconciliation for the Month ending October 2019**

**AASIS Revenue**

**Amounts**

Application Fees (4041002000)	\$ 15,200.00
Certificate Fees (4041004000)	\$ -
Testing Fees (4041005000)	\$ 200.00
Renewal Fees (4041007000)	\$ 4,190.00
Other Fees (4041028000)	\$ 150.00
Fines and Penalties (4042001000)	\$ -
Reinstatement Fees (4041041000)	\$ 300.00
<b>AASIS Total:</b>	<b>\$ 20,040.00</b>

**Adjustments**

PELS current month receipts posted in AASIS in subsequent (+)	0.00
PELS prior month receipts posted in AASIS in current (-)	(3,525.00)
AASIS current month receipts reversed in subsequent	0.00
AASIS prior month receipts reversed in current	0.00
<b>AASIS Balance Forward:</b>	<b>\$ 16,515.00</b>

**PELS receipts**

Application Fees (4041002000)	\$ 13,775.00
Certificate Fees (4041004000)	\$ -
Testing Fees (4041005000)	\$ 200.00
Renewal Fees (4041007000)	\$ 2,090.00
Other Fees (4041028000)	\$ 150.00
Fines and Penalties (4042001000)	\$ -
Reinstatement Fees (4041041000)	\$ 300.00
Misc Revenue (4047099000)	\$ -
<b>PELS Balance Forward:</b>	<b>\$ 16,515.00</b>

**Overage/Shortage (AASIS Balance Forward / PELS Balance Forward):** \$ -

<b>Explanation for discrepancy:</b>

**Attachment: Financial Comparison AASIS to PELS:**

**October 2019**

*The information on this schedule accurately reflects the cash receipts that have been received and deposited by this agency during the stated month. The total receipts and total deposits have been reconciled to AASIS.*

*All figures noted on this report have been verified by reviewing the deposit register and trial balance for the stated month. Any discrepancies have been investigated and resolved.*

*All receipt numbers and licenses issued have been accounted for. Any discrepancies have been investigated and resolved.*

	12/12/2019
Fiscal Support Analyst	Date
	12/12/2019
Executive Director	Date





**Board of Licensure for Prof Engineers and Prof Surveyors (0236)  
FY20 Revenue Reconciliation for the Month ending November 2019**

<u>AASIS Revenue</u>	<u>Amounts</u>
Application Fees (4041002000)	\$ 12,575.00
Certificate Fees (4041004000)	\$ -
Testing Fees (4041005000)	\$ 100.00
Renewal Fees (4041007000)	\$ 167,380.00
Other Fees (4041028000)	\$ 150.00
Fines and Penalties (4042001000)	\$ -
Reinstatement Fees (4041041000)	\$ 400.00
<b>AASIS Total:</b>	<b>\$ 180,605.00</b>

<u>Adjustments</u>	
PELS current month receipts posted in AASIS in subsequent (+)	7,590.00
PELS prior month receipts posted in AASIS in current (-)	0.00
AASIS current month receipts reversed in subsequent	0.00
AASIS prior month receipts reversed in current	0.00
<b>AASIS Balance Forward:</b>	<b>\$ 188,195.00</b>

<u>PELS receipts</u>	
Application Fees (4041002000)	\$ 13,425.00
Certificate Fees (4041004000)	\$ -
Testing Fees (4041005000)	\$ 100.00
Renewal Fees (4041007000)	\$ 174,120.00
Other Fees (4041028000)	\$ 150.00
Fines and Penalties (4042001000)	\$ -
Reinstatement Fees (4041041000)	\$ 400.00
Misc Revenue (4047099000)	\$ -
<b>PELS Balance Forward:</b>	<b>188,195.00</b>

**Overage/Shortage (AASIS Balance Forward / PELS Balance Forward):** \$ -



<b>Explanation for discrepancy:</b>

**Attachment: Financial Comparison AASIS to PELS: November 2019**

*The information on this schedule accurately reflects the cash receipts that have been received and deposited by this agency during the stated month. The total receipts and total deposits have been reconciled to AASIS.*

*All figures noted on this report have been verified by reviewing the deposit register and trial balance for the stated month. Any discrepancies have been investigated and resolved.*

*All receipt numbers and licenses issued have been accounted for. Any discrepancies have been investigated and resolved.*

 Fiscal Support Analyst	12/6/2019 Date
 Executive Director	12/6/2019 Date



October FY20

Warrant	Pay Meth	Print Date	Reference	Vendor	Vendor Name	Source Doc	Doc Type	Cost Ctr	Assignment #	G/L Acct	Commitment Item	Warrant Amount	Invoice Amount	Line Amount	Cashed Date
2010131023	W	10/1/2019	INV 190048	100214431	KINGS PAINTING LLC	1004707184	KR	188210	10047071842020	5030005000	502:00:02	800.00	800.00	800.00	10/9/2019
2010131402	W	10/1/2019	ACC 8030052304	800001526	CITY OF LITTLE ROCK	1004707276	KR	188210	10047072762020	5040003000	502:00:02	154.49	63.69	63.69	10/9/2019
2010131402	W	10/1/2019	ACC 8030052305	800001526	CITY OF LITTLE ROCK	1004707289	KR	188210	10047072892020	5040003000	502:00:02	0.00	90.80	90.80	10/9/2019
2010130674	W	10/1/2019	INV 96225	100081492	REYNOLDS RUBBER STAMP CO INC	1004707194	KR	188210	10047071942020	5090006000	502:00:02	37.61	37.61	37.61	10/9/2019
2010130575	W	10/1/2019	INV 330002966702	100061983	ENTERGY ARKANSAS INC	1004707303	KR	188210	10047073032020	5040001000	502:00:02	430.24	430.24	430.24	10/9/2019
2010131498	W	10/1/2019	INV 5-7016/9201	9904700001	DEPT OF TRANSFORMATION & SHARED SER	1004707219	KR	188210	10047072192020	5020003500	502:00:02	2,721.64	2,721.64	221.05	10/10/2019
2010131498	W	10/1/2019	INV 5-7016/9201	9904700001	DEPT OF TRANSFORMATION & SHARED SER	1004707219	KR	188210	10047072192020	5040008500	502:00:02	0.00	0.00	95.00	10/10/2019
2010131498	W	10/1/2019	INV 5-7016/9201	9904700001	DEPT OF TRANSFORMATION & SHARED SER	1004707219	KR	188210	10047072192020	5020002000	502:00:02	0.00	0.00	160.50	10/10/2019
2010131498	W	10/1/2019	INV 5-7016/9201	9904700001	DEPT OF TRANSFORMATION & SHARED SER	1004707219	KR	188210	10047072192020	5020004200	502:00:02	0.00	0.00	1,903.60	10/10/2019
2010131498	W	10/1/2019	INV 5-7016/9201	9904700001	DEPT OF TRANSFORMATION & SHARED SER	1004707219	KR	188210	10047072192020	5020004300	502:00:02	0.00	0.00	122.72	10/10/2019
2010131498	W	10/1/2019	INV 5-7016/9201	9904700001	DEPT OF TRANSFORMATION & SHARED SER	1004707219	KR	188210	10047072192020	5020004000	502:00:02	0.00	0.00	38.11	10/10/2019
2010131498	W	10/1/2019	INV 5-7016/9201	9904700001	DEPT OF TRANSFORMATION & SHARED SER	1004707219	KR	188210	10047072192020	5090027000	502:00:02	0.00	0.00	180.66	10/10/2019
2010130642	W	10/1/2019	INV 13471309	100068993	MATTHEW BENDER & COMPANY INC	1004707241	KR	188210	10047072412020	5090018000	502:00:02	53.05	53.05	53.05	10/11/2019
2010132113	W	10/1/2019	REFUND W023601		Terry S. Ausel	1004707328	KR	188210		5110002000	502:00:02	75.00	75.00	75.00	10/23/2019
2010136846	W	10/6/2019	AGENCY INS. OCT	9906100006	DEPARTMENT OF FINANCE AND ADMINISTR	1004709769	KR	188230	10047097692020	5010008000	501:00:03	2,520.00	2,520.00	2,520.00	10/16/2019
2010136221	W	10/6/2019	INV 3844722	100157816	ARKANSAS INFORMATION CONSORTIUM LLC	1004709748	KR	188210	10047097482020	5080002200	502:00:02	633.20	633.20	633.20	10/16/2019
2020125888	E	10/6/2019	INV 3676624	100075795	CLEAR MOUNTAIN REFRESHMENT SERVICE	1004709763	KR	188210	10047097632020	5040011000	502:00:02	10.90	10.90	10.90	10/8/2019
2010137449	W	10/6/2019	REFUND W023601		Jayson Ritch	1004709755	KR	188210		5110002000	502:00:02	150.00	150.00	150.00	10/17/2019
2010136283	W	10/6/2019	INV 60024	100178352	HORTICARE & ASSOCIATES INCORPORATIO	1004710019	KR	188210	10047100192020	5030005000	502:00:02	408.75	408.75	408.75	
2010139803	W	10/8/2019	INV 24901	100002077	BRW INCORPORATED CITIES	1004711893	KR	188210	10047118932020	5080009000	502:00:02	491.60	491.60	491.60	10/17/2019
2010144181	W	10/9/2019	INV SH347154A	100179999	SHARP ELECTRONICS CORP	51279174	RE	188210	512791742020	5040007000	502:00:02	202.90	202.90	202.90	10/25/2019
2010145815	W	10/10/2019	INV SH347154B	100179999	SHARP ELECTRONICS CORP	1004712676	KR	188210	10047126762020	5030001000	502:00:02	190.88	190.88	190.88	10/25/2019
	PY	10/11/2019	ARKPR01444		7464579		YB	188230		5010001000	501:00:00	13,457.84	13,457.84	13,457.84	
	PY	10/11/2019	ARKPR01444		7464579		YB	188230		5010005000	501:00:03	931.25	931.25	931.25	
	PY	10/11/2019	ARKPR01444		7464579		YB	188230		5010006500	501:00:03	99.97	99.97	99.97	
	PY	10/11/2019	ARKPR01444		7464579		YB	188230		5010007000	501:00:03	2,061.74	2,061.74	2,061.74	
2020144843	E	10/16/2019	INV 3672866	100075795	CLEAR MOUNTAIN REFRESHMENT SERVICE	1004715516	KR	188210	10047155162020	5040003100	502:00:02	17.43	17.43	17.43	10/18/2019
2020155044	A	10/24/2019	236101520190079	100099611	US BANK CPS	8040930096	ZY	188210	4246044555710080	5090006000	502:00:02	113.48	113.48	82.26	10/28/2019
2020155044	A	10/24/2019	236101520190079	100099611	US BANK CPS	8040930096	ZY	188210	4246044555710080	5090019000	502:00:02	0.00	0.00	31.22	10/28/2019
2010155583	W	10/17/2019	ENG PRESENTATION	2000607	HEATHER N RICHARDSON	1004717458	KR	188210	0	5050003100	502:00:02	317.39	317.39	25.73	10/24/2019
2010155583	W	10/17/2019	ENG PRESENTATION	2000607	HEATHER N RICHARDSON	1004717458	KR	188210	0	5050001000	502:00:02	0	0	159.6	10/24/2019
2010155583	W	10/17/2019	ENG PRESENTATION	2000607	HEATHER N RICHARDSON	1004717458	KR	188210	0	5050003200	502:00:02	0.00	0.00	132.06	10/24/2019
2010161889	W	10/22/2019	INV 515002976961	100061983	ENTERGY ARKANSAS INC	1004718701	KR	188210	10047187012020	5040001000	502:00:02	349.27	349.27	349.27	10/30/2019
2010161612	W	10/22/2019	DIRECTORES MTG	102753	RODNEY D WILLIAMS	1004719836	KR	188210	10047198362020	5050020200	502:00:02	296.14	296.14	110.40	10/31/2019
2010161612	W	10/22/2019	DIRECTORES MTG	102753	RODNEY D WILLIAMS	1004719836	KR	188210	10047198362020	5050020100	502:00:02	0.00	0.00	22.57	10/31/2019
2010161612	W	10/22/2019	DIRECTORES MTG	102753	RODNEY D WILLIAMS	1004719836	KR	188210	10047198362020	5050020400	502:00:02	0.00	0.00	163.17	10/31/2019
2010169663	W	10/27/2019	INV 5-7016/9201	9904700001	DEPT OF TRANSFORMATION & SHARED SER	1004721546	KR	188210	10047215462020	5020003500	502:00:02	2,060.08	2,060.08	221.05	
2010169663	W	10/27/2019	INV 5-7016/9201	9904700001	DEPT OF TRANSFORMATION & SHARED SER	1004721546	KR	188210	10047215462020	5040008500	502:00:02	0.00	0.00	95.00	
2010169663	W	10/27/2019	INV 5-7016/9201	9904700001	DEPT OF TRANSFORMATION & SHARED SER	1004721546	KR	188210	10047215462020	5020002000	502:00:02	0.00	0.00	158.35	
2010169663	W	10/27/2019	INV 5-7016/9201	9904700001	DEPT OF TRANSFORMATION & SHARED SER	1004721546	KR	188210	10047215462020	5020004200	502:00:02	0.00	0.00	1,235.00	
2010169663	W	10/27/2019	INV 5-7016/9201	9904700001	DEPT OF TRANSFORMATION & SHARED SER	1004721546	KR	188210	10047215462020	5020004300	502:00:02	0.00	0.00	131.75	
2010169663	W	10/27/2019	INV 5-7016/9201	9904700001	DEPT OF TRANSFORMATION & SHARED SER	1004721546	KR	188210	10047215462020	5020004000	502:00:02	0.00	0.00	38.27	
2010169663	W	10/27/2019	INV 5-7016/9201	9904700001	DEPT OF TRANSFORMATION & SHARED SER	1004721546	KR	188210	10047215462020	5090027000	502:00:02	0.00	0.00	180.66	
	PY	10/25/2019	ARKPR01309		7470422		YB	188230		5010001000	501:00:00	11,957.83	11,957.83	11,957.83	
	PY	10/25/2019	ARKPR01309		7470422		YB	188230		5010005000	501:00:03	816.49	816.49	816.49	
	PY	10/25/2019	ARKPR01309		7470422		YB	188230		5010006500	501:00:03	99.98	99.98	99.98	
	PY	10/25/2019	ARKPR01309		7470422		YB	188230		5010007000	501:00:03	1,831.94	1,831.94	1,831.94	
2010169559	W	10/27/2019	PERMIT 207	500001254	UNITED STATES POSTAL SERVICE	1004721536	KR	188210	10047215362020	5020001000	502:00:02	235.00	235.00	235.00	11/5/2019
2010169427	W	10/27/2019	INV 8128400858	100216014	SHRED-IT US JV LLC	1004721532	KR	188210	10047215322020	5080014100	502:00:02	111.97	111.97	111.97	11/6/2019
2010169578	W	10/27/2019	RENEWAL	600002637	PROFORUM	1004721520	KR	188210	10047215202020	5090018000	502:00:02	228.00	228.00	228.00	11/6/2019
2010178429	W	10/30/2019	INV 635255	100031379	CURRYS TERMITE & PEST CONTROL OF	1004723140	KR	188210	10047231402020	5030005100	502:00:02	78.48	78.48	78.48	
2010179068	W	10/30/2019	ACC 8030052304	800001526	CITY OF LITTLE ROCK	1004722806	KR	188210	10047228062020	5040003000	502:00:02	154.14	69.85	69.85	
2010179068	W	10/30/2019	ACC 8030024305	800001526	CITY OF LITTLE ROCK	1004722812	KR	188210	10047228122020	5040003000	502:00:02	0.00	84.29	84.29	
												44,098.68	44,098.68	44,098.68	

**November FY20**

Warrant	Pay Meth	Print Date	Reference	Vendor	Vendor Name	Source Doc	Doc Type	Cost Ctr	Assignment #	G/L Acct	Commitment Item	Warrant Amount	Invoice Amount	Line Amount	Cashed Date
2010188229	W	11/5/2019	AGENCY INS. NOV.	9906100006	DEPARTMENT OF FINANCE AND ADMINISTR	1004726986	KR	188230	10047269862020	5010006000	501:00:03	2,520.00	2,520.00	2,520.00	11/14/2019
2020179459	E	11/6/2019	INV 3687620	100075795	CLEAR MOUNTAIN REFRESHMENT SERVICE	1004728192	KR	188210	10047281922020	5040011000	502:00:02	10.9	10.9	10.9	11/8/2019
2010188962	W	11/6/2019	INV 25050	100002077	BRW INCORPORATED CITIES	1004728195	KR	188210	10047281952020	5080009000	502:00:02	491.60	491.60	491.60	11/27/2019
	PY	11/8/2019	ARKPR01292			7476120	YB	188230		5010001000	501:00:00	10,757.83	10,757.83	10,757.83	
	PY	11/8/2019	ARKPR01292			7476120	YB	188230		5010005000	501:00:03	724.66	724.66	724.66	
	PY	11/8/2019	ARKPR01292			7476120	YB	188230		5010006500	501:00:03	99.98	99.98	99.98	
	PY	11/8/2019	ARKPR01292			7476120	YB	188230		5010007000	501:00:03	1,648.10	1,648.10	1,648.10	
2010201528	W	11/13/2019	INV 60306	100178352	HORTICARE & ASSOCIATES INCORPORATIO	1004729922	KR	188210	10047299222020	5030005000	502:00:02	408.75	408.75	408.75	11/21/2019
2010201439	W	11/13/2019	INV 3879482	100157816	ARKANSAS INFORMATION CONSORTIUM LLC	1004729915	KR	188210	10047299152020	5080002200	502:00:02	545.45	545.45	545.45	11/22/2019
2010201494	W	11/13/2019	EXAM CONSULTANT	100168726	ELGIN RICHARD LEWIS	1004729945	KR	188210	10047299452020	5060001000	506:00:10	3,470.00	3,470.00	3,470.00	11/26/2019
2020192701	E	11/14/2019	INV 3686534	100075795	CLEAR MOUNTAIN REFRESHMENT SERVICE	1004732091	KR	188210	10047320912020	5040003100	502:00:02	17.43	17.43	17.43	11/18/2019
2010204124	W	11/14/2019	INV 73643	100224440	NEWCO DINING LLC	1004732085	KR	188210	10047320852020	5090019000	502:00:02	150.62	150.62	150.62	12/2/2019
2010205252	W	11/17/2019	MTG NOVEMBER	106577	BRIAN J MOORE PE	1004733155	KR	188210	10047331552020	5050020400	502:00:02	166.32	166.32	166.32	
2010207561	W	11/17/2019	REFUND	W023601	Erika A. Andrews	1004733325	KR	188210		5110002000	502:00:02	225.00	225.00	225.00	
2010205249	W	11/17/2019	MTG NOVEMBER	102370	IVAN L HOFFMAN JR	1004733302	KR	188210	10047333022020	5050020200	502:00:02	253.30	253.30	110.40	12/2/2019
2010205249	W	11/17/2019	MTG NOVEMBER	102370	IVAN L HOFFMAN JR	1004733302	KR	188210	10047333022020	5050020100	502:00:02	0	0	12.7	12/2/2019
2010205249	W	11/17/2019	MTG NOVEMBER	102370	IVAN L HOFFMAN JR	1004733302	KR	188210	10047333022020	5050020400	502:00:02	0	0	130.2	12/2/2019
2010205250	W	11/17/2019	MTG NOVEMBER	102753	RODNEY D WILLIAMS	1004733306	KR	188210	10047333062020	5050020200	502:00:02	283.21	283.21	110.40	12/2/2019
2010205250	W	11/17/2019	MTG NOVEMBER	102753	RODNEY D WILLIAMS	1004733306	KR	188210	10047333062020	5050020100	502:00:02	0.00	0.00	9.64	12/2/2019
2010205250	W	11/17/2019	MTG NOVEMBER	102753	RODNEY D WILLIAMS	1004733306	KR	188210	10047333062020	5050020400	502:00:02	0	0	163.17	12/2/2019
2010205251	W	11/17/2019	MTG NOVEMBER	106356	DAVID B BEASLEY	1004733310	KR	188210	10047333102020	5050020200	502:00:02	275.41	275.41	112.65	12/2/2019
2010205251	W	11/17/2019	MTG NOVEMBER	106356	DAVID B BEASLEY	1004733310	KR	188210	10047333102020	5050020100	502:00:02	0.00	0.00	29.27	12/2/2019
2010205251	W	11/17/2019	MTG NOVEMBER	106356	DAVID B BEASLEY	1004733310	KR	188210	10047333102020	5050020300	502:00:02	0.00	0.00	25.00	12/2/2019
2010205251	W	11/17/2019	MTG NOVEMBER	106356	DAVID B BEASLEY	1004733310	KR	188210	10047333102020	5050020400	502:00:02	0.00	0.00	108.49	12/2/2019
2010205963	W	11/17/2019	INV SH351985A	100179999	SHARP ELECTRONICS CORP	51296853	RE	188210	512968532020	5040007000	502:00:02	222.66	202.9	202.9	12/2/2019
2010205963	W	11/17/2019	INV SH351985B	100179999	SHARP ELECTRONICS CORP	1004733356	KR	188210	10047333562020	5030001000	502:00:02	0	19.76	19.76	12/2/2019
2020210230	A	11/26/2019	0236111520190078	100099611	US BANK CPS	8041059977	ZY	188210	4246044555710080	5020005000	502:00:02	332.22	332.22	61.36	12/2/2019
2020210230	A	11/26/2019	0236111520190078	100099611	US BANK CPS	8041059977	ZY	188210	4246044555710080	5090006000	502:00:02	0	0	131.22	12/2/2019
2020210230	A	11/26/2019	0236111520190078	100099611	US BANK CPS	8041059977	ZY	188210	4246044555710080	5090022000	502:00:02	0	0	139.64	12/2/2019
2010209687	W	11/19/2019	BOARD MTG	106631	THOMAS R SCOTT III	1004734857	KR	188210	10047348572020	5050020400	502:00:02	9.16	9.16	9.16	
2010215013	W	11/24/2019	INV 555002413054	100061983	ENTERGY ARKANSAS INC	1004736916	KR	188210	10047369162020	5040001000	502:00:02	250.84	250.84	250.84	
2010216265	W	11/24/2019	REFUND	W023601	H. James Engstrom	1004736909	KR	188210		5110002000	502:00:02	80	80	80	
	PY	11/22/2019	ARKPR01281			7481769	YB	188230		5010001000	501:00:00	10,757.85	10,757.85	10,757.85	
	PY	11/22/2019	ARKPR01281			7481769	YB	188230		5010001900	501:00:00	300.00	300.00	300.00	
	PY	11/22/2019	ARKPR01281			7481769	YB	188230		5010005000	501:00:03	747.65	747.65	747.65	
	PY	11/22/2019	ARKPR01281			7481769	YB	188230		5010006500	501:00:03	99.98	99.98	99.98	
	PY	11/22/2019	ARKPR01281			7481769	YB	188230		5010007000	501:00:03	1,648.10	1,648.10	1,648.10	
2010220986	W	11/26/2019	INV 5-7016/9201	9904700001	DEPT OF TRANSFORMATION & SHARED SER	1004738423	KR	188210	10047384232020	5020003500	502:00:02	3,806.34	3,806.34	221.05	
2010220986	W	11/26/2019	INV 5-7016/9201	9904700001	DEPT OF TRANSFORMATION & SHARED SER	1004738423	KR	188210	10047384232020	5040008500	502:00:02	0.00	0.00	95.00	
2010220986	W	11/26/2019	INV 5-7016/9201	9904700001	DEPT OF TRANSFORMATION & SHARED SER	1004738423	KR	188210	10047384232020	5020002000	502:00:02	0	0	158.13	
2010220986	W	11/26/2019	INV 5-7016/9201	9904700001	DEPT OF TRANSFORMATION & SHARED SER	1004738423	KR	188210	10047384232020	5020004000	502:00:02	0.00	0.00	134.05	
2010220986	W	11/26/2019	INV 5-7016/9201	9904700001	DEPT OF TRANSFORMATION & SHARED SER	1004738423	KR	188210	10047384232020	5020004200	502:00:02	0	0	2,885.70	
2010220986	W	11/26/2019	INV 5-7016/9201	9904700001	DEPT OF TRANSFORMATION & SHARED SER	1004738423	KR	188210	10047384232020	5020004300	502:00:02	0.00	0.00	131.75	
2010220986	W	11/26/2019	INV 5-7016/9201	9904700001	DEPT OF TRANSFORMATION & SHARED SER	1004738423	KR	188210	10047384232020	5090027000	502:00:02	0.00	0.00	180.66	
												40,303.36	40,303.36	40,303.36	

5010001000 Regular Salaries Staff

October-November FY20

FOR period start date	For-period end date	Personnel Number	Name of Employee or Applicant	Wage Type	Amount	Posting document
9/22/2019	10/5/2019	84350	GRANT GRIGG	1251 Vaca	86.85	9335372
		84350	GRANT GRIGG	1251 Vaca	101.33	9335372
		84350	GRANT GRIGG	1200 Regu	2,127.88	9335372
		84350	GRANT GRIGG	/845 Total	0.00	9335372
			<b>GRANT GRIGG</b>		<b>2,316.06</b>	
		1185	HEATHER N RICHARDSON	1252 Sick	89.68	9335372
		1185	HEATHER N RICHARDSON	1252 Sick	17.94	9335372
		1185	HEATHER N RICHARDSON	1251 Vaca	1,434.90	9335372
		1185	HEATHER N RICHARDSON	1200 Regu	1,327.28	9335372
		1185	HEATHER N RICHARDSON	/845 Total	0.00	9335372
			<b>HEATHER N RICHARDSON</b>		<b>2,869.80</b>	
		7804	KEISHA L WRIGHT	/845 Total	0.00	9335372
		7804	KEISHA L WRIGHT	1114 Care	1,200.00	9335372
		7804	KEISHA L WRIGHT	1200 Regu	920.18	9335372
		7804	KEISHA L WRIGHT	1251 Vaca	131.45	9335372
		7804	KEISHA L WRIGHT	1251 Vaca	131.45	9335372
		7804	KEISHA L WRIGHT	1252 Sick	131.45	9335372
			<b>KEISHA L WRIGHT</b>		<b>2,514.53</b>	
		28444	LINDA S STONE	/845 Total	0.00	9335372
		28444	LINDA S STONE	1200 Regu	1,629.52	9335372
		28444	LINDA S STONE	1252 Sick	53.60	9335372
		28444	LINDA S STONE	1252 Sick	32.16	9335372
			<b>LINDA S STONE</b>		<b>1,715.28</b>	
		19356	MARILYN F SMITH	1252 Sick	23.00	9335372
		19356	MARILYN F SMITH	1200 Regu	1,203.77	9335372
		19356	MARILYN F SMITH	1114 Care	1,500.00	9335372
		19356	MARILYN F SMITH	/845 Total	0.00	9335372
			<b>MARILYN F SMITH</b>		<b>2,726.77</b>	
		28472	VIRGINIA S DAVIS	1200 Regu	1,315.40	9335372
			<b>VIRGINIA S DAVIS</b>		<b>1,315.40</b>	
					<b>13,457.84</b>	
FOR period start date	For-period end date	Personnel Number	Name of Employee or Applicant	Wage Type	Amount	Posting document
10/6/2019	10/19/2019	84350	GRANT GRIGG	1251 Vaca	86.85	9360971
		84350	GRANT GRIGG	1251 Vaca	28.95	9360971
		84350	GRANT GRIGG	1200 Regu	2,200.25	9360971
		84350	GRANT GRIGG	/845 Total	0.00	9360971
			<b>GRANT GRIGG</b>		<b>2,316.05</b>	
		1185	HEATHER N RICHARDSON	1114 Care	1,200.00	9360971
		1185	HEATHER N RICHARDSON	1200 Regu	2,869.79	9360971
			<b>HEATHER N RICHARDSON</b>		<b>4,069.79</b>	
		7804	KEISHA L WRIGHT	1200 Regu	1,314.54	9360971
			<b>KEISHA L WRIGHT</b>		<b>1,314.54</b>	
		28444	LINDA S STONE	1252 Sick	128.65	9360971
		28444	LINDA S STONE	1252 Sick	21.44	9360971
		28444	LINDA S STONE	1252 Sick	48.24	9360971
		28444	LINDA S STONE	1251 Vaca	21.44	9360971
		28444	LINDA S STONE	1200 Regu	1,495.51	9360971
		28444	LINDA S STONE	/845 Total	0.00	9360971
		28444	LINDA S STONE			<b>1,715.28</b>
		19356	MARILYN F SMITH	1200 Regu	1,226.77	9360971
			<b>MARILYN F SMITH</b>		<b>1,226.77</b>	
		28472	VIRGINIA S DAVIS	1251 Vaca	394.62	9360971
		28472	VIRGINIA S DAVIS	1251 Vaca	657.70	9360971
		28472	VIRGINIA S DAVIS	1200 Regu	263.08	9360971
		28472	VIRGINIA S DAVIS	/845 Total	0.00	9360971
			<b>VIRGINIA S DAVIS</b>		<b>1,315.40</b>	
					<b>11,957.83</b>	
FOR period start date	For-period end date	Personnel Number	Name of Employee or Applicant	Wage Type	Amount	Posting document
10/20/2019	11/2/2019	84350	GRANT GRIGG	1252 Sick	231.61	9380796
		84350	GRANT GRIGG	1251 Vaca	130.28	9380796
		84350	GRANT GRIGG	1200 Regu	1,954.17	9380796
		84350	GRANT GRIGG	/845 Total	0.00	9380796

FOR period start date	For-period end date	Personnel Number	Name of Employee or Applicant	Wage Type	Amount	Posting document
			<b>GRANT GRIGG</b>		<b>2,316.06</b>	
		1185	HEATHER N RICHARDSON	1252 Sick	35.87	9380796
		1185	HEATHER N RICHARDSON	1252 Sick	107.62	9380796
		1185	HEATHER N RICHARDSON	1252 Sick	286.98	9380796
		1185	HEATHER N RICHARDSON	1200 Regu	2,439.32	9380796
		1185	HEATHER N RICHARDSON	/845 Total	0.00	9380796
			<b>HEATHER N RICHARDSON</b>		<b>2,869.79</b>	
		7804	KEISHA L WRIGHT	/845 Total	0.00	9380796
		7804	KEISHA L WRIGHT	1200 Regu	1,010.56	9380796
		7804	KEISHA L WRIGHT	1251 Vaca	32.86	9380796
		7804	KEISHA L WRIGHT	1251 Vaca	131.45	9380796
		7804	KEISHA L WRIGHT	1252 Sick	8.22	9380796
		7804	KEISHA L WRIGHT	1252 Sick	131.45	9380796
			<b>KEISHA L WRIGHT</b>		<b>1,314.54</b>	
		28444	LINDA S STONE	1252 Sick	64.32	9380796
		28444	LINDA S STONE	1252 Sick	75.04	9380796
		28444	LINDA S STONE	1200 Regu	1,575.91	9380796
		28444	LINDA S STONE	/845 Total	0.00	9380796
			<b>LINDA S STONE</b>		<b>1,715.27</b>	
		19356	MARILYN F SMITH	1200 Regu	1,226.77	9380796
			<b>MARILYN F SMITH</b>		<b>1,226.77</b>	
		28472	VIRGINIA S DAVIS	/845 Total	0.00	9380796
		28472	VIRGINIA S DAVIS	1200 Regu	1,122.20	9380796
		28472	VIRGINIA S DAVIS	1252 Sick	24.66	9380796
		28472	VIRGINIA S DAVIS	1252 Sick	8.22	9380796
		28472	VIRGINIA S DAVIS	1252 Sick	37.00	9380796
		28472	VIRGINIA S DAVIS	1252 Sick	24.66	9380796
		28472	VIRGINIA S DAVIS	1252 Sick	98.66	9380796
			<b>VIRGINIA S DAVIS</b>		<b>1,315.40</b>	
					<b>10,757.83</b>	
FOR period start date	For-period end date	Personnel Number	Name of Employee or Applicant	Wage Type	Amount	Posting document
11/3/2019	11/16/2019	84350	GRANT GRIGG	1252 Sick	86.85	9400387
		84350	GRANT GRIGG	1251 Vaca	231.61	9400387
		84350	GRANT GRIGG	1251 Vaca	231.61	9400387
		84350	GRANT GRIGG	1211 Holid	231.61	9400387
		84350	GRANT GRIGG	1200 Regu	1,534.39	9400387
		84350	GRANT GRIGG	/845 Total	0.00	9400387
			<b>GRANT GRIGG</b>		<b>2,316.07</b>	
		1185	HEATHER N RICHARDSON	1252 Sick	89.68	9400387
		1185	HEATHER N RICHARDSON	1251 Vaca	35.87	9400387
		1185	HEATHER N RICHARDSON	1211 Holid	286.98	9400387
		1185	HEATHER N RICHARDSON	1200 Regu	2,457.26	9400387
		1185	HEATHER N RICHARDSON	/845 Total	0.00	9400387
			<b>HEATHER N RICHARDSON</b>		<b>2,869.79</b>	
		7804	KEISHA L WRIGHT	/845 Total	0.00	9400387
		7804	KEISHA L WRIGHT	1200 Regu	1,051.64	9400387
		7804	KEISHA L WRIGHT	1251 Vaca	131.45	9400387
		7804	KEISHA L WRIGHT	1250 Holid	131.45	9400387
			<b>KEISHA L WRIGHT</b>		<b>1,314.54</b>	
		28444	LINDA S STONE	1252 Sick	64.32	9400387
		28444	LINDA S STONE	1252 Sick	171.53	9400387
		28444	LINDA S STONE	1252 Sick	10.72	9400387
		28444	LINDA S STONE	1252 Sick	32.16	9400387
		28444	LINDA S STONE	1211 Holid	171.53	9400387
		28444	LINDA S STONE	1200 Regu	1,265.02	9400387
		28444	LINDA S STONE	/845 Total	0.00	9400387
			<b>LINDA S STONE</b>		<b>1,715.28</b>	
		19356	MARILYN F SMITH	/845 Total	0.00	9400387
		19356	MARILYN F SMITH	1200 Regu	1,104.09	9400387
		19356	MARILYN F SMITH	1250 Holid	122.68	9400387
			<b>MARILYN F SMITH</b>		<b>1,226.77</b>	
		28472	VIRGINIA S DAVIS	/845 Total	0.00	9400387
		28472	VIRGINIA S DAVIS	1200 Regu	1,035.88	9400387
		28472	VIRGINIA S DAVIS	1250 Holid	131.54	9400387
		28472	VIRGINIA S DAVIS	1252 Sick	131.54	9400387
		28472	VIRGINIA S DAVIS	1252 Sick	16.44	9400387

			VIRGINIA S DAVIS		1,315.40	
					10,757.85	
<b>5010001900 Stipends Board Members</b>						
FOR period start date	For-period end date	Personnel Number	Name of Employee or Applica	Wage Type	Amount	Posting document
11/3/2019	11/16/2019	52612	HAROLD J ENGSTROM	1163 60.00	60.00	9400387
			HAROLD J ENGSTROM		60.00	
11/3/2019	11/16/2019	52614	IVAN HOFFMAN Jr	1163 60.00	60.00	9400387
			IVAN HOFFMAN Jr		60.00	
11/3/2019	11/16/2019	111903	Mr. BRIAN J. MOORE	1163 60.00	60.00	9400387
			Mr. BRIAN J. MOORE		60.00	
11/3/2019	11/16/2019	106621	Mr. DAVID B. BEASLEY	1163 60.00	60.00	9400387
			Mr. DAVID B. BEASLEY		60.00	
11/3/2019	11/16/2019	112945	Mr. THOMAS R. SCOTT	1163 60.00	60.00	9400387
			Mr. THOMAS R. SCOTT		60.00	
					300.00	

<b>FY20 Period 0-5 July -November</b>	<b>Debit</b>	<b>Credit</b>	<b>Balance</b>
1000236001 CJ ELS 0236 # 001	35,500.00	-35,500.00	0
1010103000 Petty Cash	200	-200	0
<b>** Cash On Hand</b>	<b>35,700.00</b>	<b>-35,700.00</b>	<b>0</b>
1100001000 Treasury	1,310,724.32	-217,909.91	1,092,814.41
1100001001 Treasury Outgoing	65,112.12	-71,209.98	-6,097.86
1100001003 Treasury EFT Out	911.96	-1,244.18	-332.22
1100001005 Treasury Tnsfrs Out	154,141.16	-154,141.16	0
1100001006 Treasury Tnsfrs In	4,554.83	-4,554.83	0
<b>* Cash Available to Spend</b>	<b>1,535,444.39</b>	<b>-449,060.06</b>	<b>1,086,384.33</b>
1100001002 Treasury Incoming	38,259.41	-38,259.41	0
1100001004 Treasury EFT In	6,064,940.01	-6,052,795.01	12,145.00
<b>* Deposits in Transit</b>	<b>6,103,199.42</b>	<b>-6,091,054.42</b>	<b>12,145.00</b>
<b>** Cash in State Treasury</b>	<b>7,638,643.81</b>	<b>-6,540,114.48</b>	<b>1,098,529.33</b>
1100002000 Non-AASIS House Bank	8,933.00	-8,933.00	0
<b>** Cash in Bank</b>	<b>8,933.00</b>	<b>-8,933.00</b>	<b>0</b>
1120001000 Invest CD	314,609.18	-122,674.66	191,934.52
<b>** Investments</b>	<b>314,609.18</b>	<b>-122,674.66</b>	<b>191,934.52</b>
1130001000 Customer AR	5,600.00	0	5,600.00
<b>** Customer Receivables</b>	<b>5,600.00</b>	<b>0</b>	<b>5,600.00</b>
1140003100 Int Agy Due to/from	2,635.00	-2,635.00	0
1140003300 Payroll Fund DT/DF	153,801.96	-153,801.96	0
<b>** Interfund Receivable</b>	<b>156,436.96</b>	<b>-156,436.96</b>	<b>0</b>
1160001000 Accrued Interest	2,735.89	-2,735.89	0
<b>** Accrued Income</b>	<b>2,735.89</b>	<b>-2,735.89</b>	<b>0</b>
1190002000 PP Exp - Accrual Eng	2,530.00	-2,530.00	0
1190002500 PP Exp - YE Accruals	13,287.25	-13,287.25	0
<b>** Pre-Paid Expenses</b>	<b>15,817.25</b>	<b>-15,817.25</b>	<b>0</b>
1990110000 Land Improve (Mod)	69,366.19	0	69,366.19
1990130000 Buildings (Modified)	1,118,138.67	0	1,118,138.67
1990150000 Equipment (Modified)	27,733.97	-26,295.12	1,438.85
1990160000 Low Val Assets (Mod)	58,974.78	0	58,974.78
1991100000 AUC (Modified)	46,525.72	-46,525.72	0
<b>** Modified Accrual Fixed Assets</b>	<b>1,320,739.33</b>	<b>-72,820.84</b>	<b>1,247,918.49</b>
1991320000 Land Improv FullCAFR	69,366.19	0	-69,366.19
1991321000 Land Improv(FContra)	0	-69,366.19	-69,366.19
1991340000 Buildings Full CAFR	1,118,138.67	0	1,118,138.67
1991341000 Buildings (F Contra)	0	-1,118,138.67	-1,118,138.67
1991360000 Equipment Full CAFR	37,928.00	-36,489.15	1,438.85
1991361000 Equip. F Contra CAFR	10,194.03	-37,928.00	-27,733.97
1991370000 Low Val Asset (Full)	58,974.78	0	58,974.78
1991371000 LVA (Full Contra)	0	-95,863.34	-95,863.34
1992100000 AC Dep Lnd Imp(Full)	0	-27,401.54	-27,401.54
1992300000 AC Dep Bldg(Full)	0	-269,466.04	-269,466.04
1992500000 AC Dep Equipmnt(Full)	29,700.58	-31,139.43	-1,438.85
1992600000 AC Dep LV Asset(Full)	0.32	-58,975.10	-58,974.78
<b>** Full Accrual Fixed Assets</b>	<b>1,324,302.57</b>	<b>-1,744,767.46</b>	<b>-420,464.89</b>
2110001000 Vendor AP	30,309.05	-30,309.05	0
2110001100 Vendor Accrued Liab	2,340.18	-2,340.18	0
2110001101 Other Govt AP	235	-235	0
2110001102 Local Govt AP	613.06	-613.06	0
2110002000 Employee AP	1,128.26	-1,128.26	0
2111001000 GRIR Clearing	1,298,637.95	-1,298,637.95	0
<b>** Accounts Payable</b>	<b>1,333,263.50</b>	<b>-1,333,263.50</b>	<b>0</b>
2110003000 Due To Other Funds	29,064.93	-29,064.93	0
2110004100 Inter Agency Due To	3,100.72	-3,100.72	0
<b>** Interfund Due-To</b>	<b>32,165.65</b>	<b>-32,165.65</b>	<b>0</b>
2112004000 Due to Other Gov.	141.73	-141.73	0
<b>** Due to Other Governments</b>	<b>141.73</b>	<b>-141.73</b>	<b>0</b>



2115006000	Acc Salary & Ben YE	12,934.07	-12,934.07	0
**	Payroll Liability	12,934.07	-12,934.07	0
2120002300	UseSaleTax AP Offset	0	-3.73	-3.73
2120003091	02 Use Tax Payable	92.8	0	92.8
2120003099	Use Tax Payable Accr	28.58	-127.75	-99.17
**	Due to Revenue	121.38	-131.48	-10.1
2130001100	Unearned Income	476,765.00	-476,765.00	0
**	Unearned Revenues	476,765.00	-476,765.00	0
2115007000	Comp Ab Current	4,237.07	-4,237.07	0
2230002000	NC Accr Comp Absence	21,725.42	-21,725.42	0
**	Accrued Leave	25,962.49	-25,962.49	0
3000000000	Fund Equity Clearing	952,970.11	-984,449.42	-31,479.31
3000002000	Fund Balance	44.44	-325,169.00	-325,124.56
3000004000	Net Asset Restricted	13,328.56	0	13,328.56
3900000000	Batch Input-Asset Ld	27,887.50	-10,194.03	17,693.47
3902100000	Inv GFA Lnd Imp (Mod)	0	-69,366.19	-69,366.19
3902300000	Inv GFA Bldg (Mod)	0	-1,118,138.67	-1,118,138.67
3902500000	Inv GFA Equip (Mod)	26,295.12	-27,733.97	-1,438.85
3902600000	Inv GFA LVA(Modified)	0	-58,974.78	-58,974.78
**	Fund Balance	1,020,525.73	-2,594,026.06	-1,573,500.33
4041002000	APPLICATION FEES	0	-70,550.00	-70,550.00
4041005000	TESTING FEES	0	-1,200.00	-1,200.00
4041007000	RENEWAL FEE	0	-185,195.00	-185,195.00
4041028000	OTHER FEES	0	-1,350.00	-1,350.00
4041041000	REINSTATEMENT	0	-2,400.00	-2,400.00
**	OR - Fees	0	-260,695.00	-260,695.00
4042001000	FINES	0	-5,600.00	-5,600.00
**	OR - Fines and Penalties	0	-5,600.00	-5,600.00
4043002100	NBR LICENSE & PERMIT	2,635.00	-476,765.00	-474,130.00
**	OR - Licenses and Permits	2,635.00	-476,765.00	-474,130.00
4049003000	INTEREST DISTRIB	0	-10,081.76	-10,081.76
4049003100	NBR Invest Earnings	359.89	0	359.89
4049007000	INTEREST CERT. DEP.	0	-1,325.42	-1,325.42
**	OR - Investment Revenue	359.89	-11,407.18	-11,047.29
5010001000	00 Regular Salaries	123,797.10	0	123,797.10
5010001100	NBR - Personal Svs.	0	-10,516.70	-10,516.70
5010001600	NBR - Emp Benefits	0	-2,470.09	-2,470.09
5010001900	Stipends	1,440.00	0	1,440.00
5010005000	03 FICA & Medic Exp	8,579.72	0	8,579.72
5010006000	03 Ben Ins Exp HAL	7,560.00	0	7,560.00
5010006500	Agency Cost of ARCAP	1,019.43	0	1,019.43
5010007000	03 Retirement Exp	18,965.71	0	18,965.71
5010008000	03 Unemploy Comp Exp	5,040.00	0	5,040.00
5010091000	NBR-Comp Ab. Expense	0	-25,962.49	-25,962.49
**	Salary Expense	166,401.96	-38,949.28	127,452.68
5020001000	Postage	235	0	235
5020002000	Telecomm Wired	805.26	0	805.26
5020003500	02 Connectivity	1,107.45	0	1,107.45
5020004000	Network Services Exp	301.83	0	301.83
5020004200	Internet Serv-Tech	10,673.43	0	10,673.43
5020004300	02 Server &Email Svc	636.54	0	636.54
5020005000	Freight	109.38	0	109.38
5020006000	NBR Com & Trans Com	9,683.44	-3,048.00	6,635.44
**	Communication & Transp. of Commoditi	23,552.33	-3,048.00	20,504.33
5030001000	Printing	361.09	0	361.09
5030004100	NBR Printing & Adv.	0	-40.13	-40.13
**	Printing & Advertising	361.09	-40.13	320.96
5030005000	02-Bldg & Grds Maint	4,148.61	0	4,148.61
5030005100	Pest Control CI 02	222.36	0	222.36

5030008000 Office Equip Maint	209.28	0	209.28
5030021000 NBR - Repair & Serv.	0	-446.9	-446.9
<b>** Repairing &amp; Servicing</b>	<b>4,580.25</b>	<b>-446.9</b>	<b>4,133.35</b>
5040001000 Electricity	1,762.17	0	1,762.17
5040003000 Water & Sewage	613.06	0	613.06
5040003100 02 Water	126.28	0	126.28
5040007000 Rent of Office Equip	4,235.68	-2,792.28	1,443.40
5040008500 02 Rent-Data Proc Eq	475	0	475
5040011000 Other Rent & Leases	32.7	0	32.7
5040012000 NBR -Utilities & Ren	0	-502.13	-502.13
<b>** Utilities &amp; Rent</b>	<b>7,244.89</b>	<b>-3,294.41</b>	<b>3,950.48</b>
5050001000 02 Mileage	159.6	0	159.6
5050003100 02 - Meals	25.73	0	25.73
5050003200 02 - Lodging	132.06	0	132.06
5050004100 09 - Meals	69.87	0	69.87
5050004200 09 - Lodging	720.75	0	720.75
5050010000 09 Ground Transport	20.25	0	20.25
5050018000 09 Conf Seminar Fees	450	0	450
5050020100 02Bd Mmbr Trav Meals	499.46	0	499.46
5050020200 02Bd Mmbr Trav Lodg	2,810.15	0	2,810.15
5050020300 02Bd Mmbr Trav Other	1,017.64	0	1,017.64
5050020400 02BdMbr Trvl Mileage	3,337.03	0	3,337.03
5050024000 NBR Travel/Sub Cl 09	327.1	-450	-122.9
<b>** Travel &amp; Subsistence</b>	<b>9,569.64</b>	<b>-450</b>	<b>9,119.64</b>
5060001000 Professional Adm Fee	3,470.00	0	3,470.00
5080015000 02 MiscTech SrvNonIT	175	0	175
<b>** Professional Services &amp; Fees</b>	<b>3,645.00</b>	<b>0</b>	<b>3,645.00</b>
5070001000 Surety Perform Bonds	28.02	0	28.02
5070003000 Bld Contents Ins	1,356.82	0	1,356.82
5070007000 Other Insurance	156.9	0	156.9
<b>** Insurance &amp; Bonds</b>	<b>1,541.74</b>	<b>0</b>	<b>1,541.74</b>
5080001000 M&R Service Fees	48.4	0	48.4
5080002200 EFT PROCESSING FEES	3,360.30	0	3,360.30
5080009000 Janitorial Service	2,458.00	0	2,458.00
5080014100 Recycling Services	173.23	0	173.23
5080029000 NBR - Other Exp, Svs	3,276.71	-982.75	2,293.96
<b>** Other Expenses &amp; Services</b>	<b>9,316.64</b>	<b>-982.75</b>	<b>8,333.89</b>
5090006000 Office Supplies	804.84	-41.41	763.43
5090011100 02 Audio Vis Eqp/Sup	163.5	0	163.5
5090018000 Subscriptions Pubs	281.05	0	281.05
5090019000 Food Purchases	670.72	0	670.72
5090022000 02-Kit,Jan,House Sup	315.52	0	315.52
5090027000 Software/Licenses	903.3	0	903.3
5900004000 LVA Exp (Modified)	367.34	0	367.34
5901070000 LVA Exp Full	367.34	0	367.34
<b>** Commodities, Materials &amp; Supplies</b>	<b>3,873.61</b>	<b>-41.41</b>	<b>3,832.20</b>
5110002000 02 Other Refund/Reim	1,540.00	0	1,540.00
5110015000 NBR Ref Taxes Claims	0	-60	-60
<b>** Refunds, Taxes &amp; Claims</b>	<b>1,540.00</b>	<b>-60</b>	<b>1,480.00</b>
5901020000 Depr Expense (Full)	17,500.31	0	17,500.31
<b>** Depreciation/Amortization</b>	<b>17,500.31</b>	<b>0</b>	<b>17,500.31</b>
6060003100 INTER XFER IN REBATE	0	-2.81	-2.81
6060007200 M & R Transfers In	0	-121.5	-121.5
<b>** Transfers In/Out</b>	<b>0</b>	<b>-124.31</b>	<b>-124.31</b>
6990001000 Prior Yr Warr Outlaw	0	-225	-225
<b>** Prior Year Adjustment</b>	<b>0</b>	<b>-225</b>	<b>-225</b>
<b>*** BALANCE</b>	<b>13,977,519.89</b>	<b>-13,977,519.89</b>	<b>0</b>

## STATUS OF COMPLAINTS

As of December 13, 2019

Meeting Date: January 14, 2020

Agenda Item: 5a

**Case 2019-01 In the Matter of Benson v Scheiderer** Complaint received on January 31, 2019  
Complaint alleging negligence in the practice of engineering, inquiry letter sent on February 1, 2019.  
**Answer received February 19, 2019**

**Case 2019-02 In the Matter of Benson v Anderson** Complaint received on January 31, 2019  
Complaint alleging negligence in the practice of engineering, inquiry letter sent on February 1, 2019.  
**Answer received February 19, 2019**

**Case 2019-03 In the Matter of Crawford v Brees** received on February 21, 2019. Complaint alleging negligence in the practice of Surveying, inquiry letter sent on February 21, 2019. **Answer received March 4, 2019**

**Case 2019-05 In the Matter of Herndon v Hoelzeman** Complaint received on May 14, 2019  
Complaint alleging negligence in the practice of engineering, inquiry letter sent on May 14, 2019.  
**Answer received May 22, 2019**

**Case 2019-8 in the Matter of Lowre v Beadle.** Complaint received on August 28, 2019. Complaint alleges negligence in the practice of surveying, inquiry letter sent on August 28, 2019. **Answer received September 20, 2019.**

**Case 2019-09 In the Matter of Oakhill v Baltimore.** Complaint received on September 6, 2019.  
Complaint alleges negligence in the practice of surveying, inquiry letter sent on August 28, 2019.  
**Answer received October 1, 2019.**

**Case 2019-10 In the Matter of Griffin v Collins.** Complaint alleges negligence in the practice of surveying, inquiry letter sent on September 30, 2019. **November 16, 2019**

**Case 2019-11 In the Matter of Richardson v Snodgrass.** Complaint alleges the practice of Engineering without a license. Inquiry letter sent October 7, 2019, **Answer received on October 14, 2019**

Arkansas State Board of Licensure  
For  
Professional Engineers And Professional Surveyors  
623 Woodlane Drive, Little Rock, Arkansas  
Agenda for January 14, 2020 Board meeting

1. 10:00 a.m. Call to order President Williams
  - a. Disciplinary Hearing, Board v. Snodgrass
  
2. Consent Agenda
  - a. Approve Minutes of November 12, 2019 meeting.
  - b. Conditionally licensed registrants
    - i. PE Comity and Temporary Permits (with Model Law Engineer qualifications)
    - ii. EI's & SI's
    - iii. COA's
  - c. Director recommendations
  
3. Administrative Items
  - a. Financial Report for October and November 2019
  - b. SOFI Reminder
  - c. Approval of 2020 Annual Expenses and Stipends
  - d. AR Legislative Audit-FY2017 and FY2018 Assessment
  - e. Board Rules Update
  - f. Transformation-Labor and Licensing Update
  - g. Survey Exam Committee
  
4. Applicants/discuss applications lists
  - a. Applications recommended for discussion by the Executive Director and items removed from sections 2.b. and 2.c. of the consent agenda
  
5. Complaint Committee Report Grant Grigg
  - a. Complaint Status Report
  - b. Case Management Statistics
  - c. Complaint Committee Consent Agenda
  - d. CPC Audit information
  
6. Board Topics
  - a. Report and vote for delegates for the NCEES 2020
  - b. Next scheduled Board Meeting March 10, 2020 at 10:00 am
  - c. Need to schedule Special Board Meeting for Original Applicants\Exams February TBA  
*NCEES Exam Deadline is February 20th*

Lunch will be served at approximately 12:00p.m.