

Arkansas State Board of Licensure  
for Professional Engineers and Professional Surveyors  
Minutes – May 9, 2017

A meeting of The Board was convened at 9:00 a.m. in the Board Room of the Arkansas State Highway and Transportation Department located at 10324 Interstate 30, Little Rock, Arkansas, by President David Beasley. Other Members present were Rod Williams, Ivan Hoffman, Tom Scott, Jim Engstrom, Ronnie Hawkins, Brian Moore, Scott Bennett, and Dan Young. Others attending included Executive Director Heather Richardson, Asst. Executive Director Linda Stone, Chief Investigator Grant Grigg and Agency Counsel Julie Chavis, Asst. Attorney General.

The Consent Agenda (Item 2) was reviewed and action taken as follows:

- a. Minutes of March 14, 2017, motion to approve, made (Hoffman moved, Engstrom seconded) and carried.
- b. Conditionally licensed P.E.'s, Temporary Permits (with Engineer Model Law Qualifications), E.I.'s, S.I.'s and C.O.A.'s, marked as 2.b.i., 2.b.ii., and 2.b.iii. Motion was made (Hawkins moved, Bennett seconded) and carried to ratify the attached lists.
- c. In consideration of the Executive Director's Recommendations on:
  - 1) Approving the following applicants for licensure, motion made (Williams moved, Moore seconded) and carried;
    - Saddam Ahmad PE
    - Karim Sarab Dadelahi PE
    - Charles Edward Davis PE
    - Paul Michael Douglas PE
    - Joshua Leonard Gosiak PE
    - Robert Derek Hammond PE
    - Steven Anthony Hryniewicz PE, Subject to passing the PE Exam
    - Gordon J. Lentz PE
    - Ronald Stephen Lindsey PE
    - Blandine Therese Mbianda Kemayou EI
    - Carlos Alberto Munoz PE
    - Shelby A. Richey PE, Subject to passing the PE Exam
    - Natalie Sigsby Rogers PE
    - Travis Puckett Walker PE
    - Craig Lee Weaver PE
    - Mallory Elizabeth Witte PE, Subject to passing the PE Exam
    - Lance Roy Worth PE - C
    - Charles Angelo Zardin PE, Subject to passing the PE Exam

The following administrative matters (Agenda Item 3) were discussed with action noted as needed:

- a. Financial Reports for February and March 2017, motion was made (Young moved, Scott seconded) and carried to accept the Financial Reports (Cash Fund, Revenue Reconciliations, Zwarrant Check Activity, Payroll Posting, and AASIS Trial Balance) as presented (attached).
- b. The FY 2015 Bureau of Legislative Audit Assessment will be presented to the Legislative Joint Audit Committee on May 11, 2017.
- c. Motion was made (Hoffman moved, Williams seconded) and carried to approve Richard Elgin's Arkansas Specific Surveying Exam Consultant Contract for FY18.
- d. Motion was made (Hawkins moved, Young seconded) and carried to approve Richard Elgin's proposed \$2,950 contract to review the Board's approved survey programs curriculums (UACCM, UA Monticello and U of A, Dept of Civil Engineering) and to report if the curriculums are compatible with the Board's current licensure rules for Surveyors. Also refer the proposal to review individual exams, at the rate of \$125/hour to the Exam Committee.
- e. Ms. Chavis reported that Ms. Watkins has filed her Appeal with the Court of Appeals and our Counsel, Amber Schubert has until June 6, 2017 to file her reply.

The Board discussed, and acted upon, the following:

- Motion was made (Hawkins moved, Young seconded) and carried to deny Railroad Engineering Services's request to waive the Certificate of Authorization requirement for their firm.
- Joshua B. Bembenek SI – Approve licensure, motion made (Hoffman moved, Williams seconded) and carried.
- John K. Borén PE – Approve licensure by comity, motion made (Hawkins moved, Moore seconded) and carried.

- Ross E. Bozeman PE – Approve licensure by comity, motion made (Bennett moved, Moore seconded) and carried.
- Christopher Alan Brooks PS – Approve licensure by comity, subject to passing the Arkansas Specific Exam, motion made (Hoffman moved, Hawkins seconded) and carried.
- Connor Grant Brown PS – Defer, motion made (Hoffman moved, Hawkins seconded) and carried to update and clarify his PLSS experience record.
- David A. Edward PE – Approve licensure by comity, motion made (Engstrom moved, Bennett seconded) and carried.
- Mohamed Elzafraney PE – Approve licensure by comity, motion made (Engstrom moved, Bennett seconded) and carried.
- Thomas Harold Hays PE – Approve licensure by comity, motion made (Bennett moved, Hawkins seconded) and carried.
- Gang Li PE – Approve licensure by comity, motion made (Hawkins moved, Bennett seconded) and carried.
- Zhengyang Liu PE 12739 – Approve reinstatement, motion made (Engstrom moved, Williams seconded) and carried.
- Richard Wayne McCoy PE 12446 – Deny, motion made (Engstrom moved, Hawkins seconded) and carried based upon multiple disciplinary actions by other Boards.
- John R. Millett PE 8708 – Defer, motion made (Engstrom moved, Moore seconded) and carried refer application to Complaint Committee for investigation of possible practice in Arkansas without a license.
- Jason William Oberg PE – Approve licensure by comity, motion made (Williams moved, Bennett seconded) and carried.
- James Richard Webb PS – Defer, motion made (Hoffman moved, Williams seconded) and carried to update and clarify his PLSS experience record.
- Chee-Wei Yap PE 12054 – Approve reinstatement, motion made (Hawkins moved, Williams seconded) and carried.
- Karim Abdel Malak PE – Approve licensure by comity, motion made (Hawkins moved, Engstrom seconded) and carried.
- Dejen S. Tewelde PE – Approve licensure by comity, motion made (Williams moved, Bennett seconded) and carried.
- Christopher David Casanzio PE – Deny, motion made (Engstrom moved, Bennett seconded) and carried based upon not meeting the current nor prior Rules of the Board (needs an EAC of ABET or equivalent degree).
- Peyman Dadkhah PE – Deny based upon not meeting the current nor prior Rules of the Board (needs an EAC of ABET or equivalent degree), motion made (Engstrom moved, Bennett seconded) and failed (4-5). Second motion to approve was made (Williams moved, Hawkins seconded) and failed (4-5). Motion to deny made (Moore moved, Bennett seconded) and carried (5-4).
- Ty Jeremy Milner PE – Defer, motion made (Hawkins moved, Engstrom seconded) and carried to provide clarification regarding degree.

On behalf of the Complaint Committee, Mr. Grigg presented the following:

- Status of Complaints:
  - Case 2016-04 In the Matter of Pruitt v Housley  
Complaint received on August 22, 2016, alleging negligence in the practice of Surveying. Inquiry letter sent on 9/7/2016, Answer Form received on September 21, 2016. Reviewed by Committee on 5/9/2017.
  - Case 2017-01 in the Matter of Pinkerton v McRorey.  
Complaint received on January 20, 2017, alleging negligence in the practice of Engineering, Inquiry letter sent on January 23, 2017. Answer received February 13, 2017.
- Motion made (Hoffman moved, Williams seconded) and carried (Moore and Hawkins abstained due to membership on the Committee) to accept the recommendation to dismiss Case 2016-04 the Matter of Pruitt v Housley.

The following Board Topics were discussed:

- The NCEES 2017 Northeast/Southern Zone Meeting, to which five Members attended.
- Motion was made (Moore moved, Bennett seconded) and carried that Members Beasley and Hoffman, and Executive Director, Richardson will be the funded delegates to the NCEES 2017 Annual Meeting in Miami, FL. It was further noted that Members Moore, Scott and Williams would be funded by NCEES as first-time attendee delegates.
- The various Bills filed during the 91<sup>st</sup> General Assembly.
- Next meeting will be July 11, 2017.

Minutes, May 9, 2017 continued

- Elections for FY18 motion made (Moore moved, Engstrom seconded) and carried to nominate Member Bennett president. Motion made (Engstrom moved, Bennett seconded) and carried to nominate Member Moore as vice president.

The Board went into executive session to complete the Executive Director's Performance Evaluation. Back on the record, motion was made (Hoffman moved, Bennett seconded) and carried to accept the Performance Evaluation.

The meeting recessed at 1:25 pm and reconvened at the offices of the Board (623 Woodlane). The Members toured the facilities while our Consultant for Building Renovations Scott Smith, Smith & Assoc. provided an overview of the renovations and improvements.

Business being thus concluded the meeting adjourned at 2:30.

  
\_\_\_\_\_  
David Beasley, President

7-11-2017  
Date

  
\_\_\_\_\_  
Heather Richardson, Executive Director

7/11/2017  
Date

Agenda Items 2.b.i., 2.b.ii., 2.b.iii.

Tuesday, May 09, 2017

**2.a.i - P.E.'s, Temporary Permits (with Model Law Qualifications), reapply due to 3 times fail exam, & reinstatements**

PE #	Last	Middle Name	First	Type	Comity State	Temp #
4332	Price	Rodney	Zane	PE - O	Reinstatment	
10601	Wells	Jeffrey	David	PE - C	Reinstatment	
10608	Ballard	Brian	A.	PE - C	Reinstatment	
11929	Gustin	Stephen	Paul	PE - C	Reinstatment	
13398	Gates	Derek	W.	PE - C	Reinstatment	
14193	Parsons	Paul	Douglas	PE - C	Reinstatment	
17535	Gourdon	Jeremy	Jay	PE - C		
17536	Hacker	Jason	Jeffrey	PE - C		
17537	Buchanan	John	C.	PE - C		
17538	Hairrell	Jerald	Brandon	PE - C		
17539	Bethay	Daniel	Lee	PE - C		
17540	Poulos	Jamie	T.	PE - C		
17541	Hionis	Anastasios	Thomas	PE - C		
17542	Smothers	Justin	R.	PE - C		
17543	Kwelle	Chid	Hart	PE - C		
17544	Freeman	Brandon	Casey	PE - C		
17545	Mosher	James	A.	PE - C		
17546	Ewing	David	Clinton	PE - C		
17547	Latzo	Curtis	Thomas	PE - C		
17548	Moore	Stephen	M.	PE - C		
17549	Simpson	Barry	Kent	PE - C		
17550	Crow	Megan	L.	PE - C		
17551	Davis	Sandra	Allen	PE - C		
17552	Welhouse	Chad	Gary	PE - C		
17553	Holman	Henry	Flowers	PE - C		
17554	Joslin	Druce	Stamey	PE - C		
17555	Kuehl	Robert	John	PE - C		
17556	Hagemeyer	Jordan	D.	PE - C		
17557	Linstead	Carson	Sawyer	PE - C		
17558	Sims	Michael	James	PE - C		
17559	Fallahi	Amir	Shahrooz	PE - C		
17560	Eisler	Sean	O.	PE - C		
17561	Camus	Frank	Joseph	PE - C		
17562	Gigantiello	Joseph		PE - C		
17563	Keller	Mark	A.	PE - C		
17564	McGowan	Paul	D.	PE - C		
17565	Orr	Jeremy	Michael	PE - C		
17566	Parsons	Kyle	Austin	PE - C		
17567	Cataldo-Gisch	Christin		PE - C		
17568	Linkenheld	Jeffrey	S.	PE - C		
17569	Christanell	Alan	Ernest	PE - C		
17570	Ayotte	Helen	H.	PE - C		
17571	Cipriano	Gaetano	Peter	PE - C		

Agenda Items 2.b.i., 2.b.ii., 2.b.iii.

17572	Boehmler	Aaron		PE - C	
17586	Filar	Michael	J.	PE - C	
17587	Coleman	John	Edward	PE - C	
17588	Klaudt	Justin	Curtis	PE - C	
17589	Susky	Mantz	Clinton	PE - C	
17590	Johnson	Dutch		PE - C	
17591	O'Regan	Philip	James	PE - C	
17592	Pagliari	Justin	Alexander	PE - C	
17593	Sansotta	David	Nicholas	PE - C	
17594	Wiesner	Brady	N.	PE - C	
17595	Heidrick	Jeffrey	Warren	PE - C	
17596	Tobias	Brian	J.	PE - C	
17597	Edwards	Kurtiss	Clay	PE - C	
17598	Horton	James	Ross	PE - C	
17599	McLaughlin	Richard	Evan	PE - C	
17600	Miller	Donna	Jean	PE - C	
17601	Patel	Mehul		PE - C	
17602	Stovner	Eric	Christian	PE - C	
17603	Stubbs	Michael	Allen	PE - C	
17604	Sferra	Leonardo	Andres	PE - C	
17605	Recker	Daniel	J.	PE - C	
17606	Cardwell	Dean	O.	PE - C	
17607	Jones	William	Brooks	PE - C	
17608	Fontenot	Eric		PE - C	
17609	Nagorny	W.	Jeffery	PE - C	
17610	Omiyale	Michael	Olusegun	PE - C	
17611	Powell	Jared	Allen	PE - C	
17612	Rubach	Benjamin	Adam	PE - C	
17613	Shuck	David		PE - C	
17614	Pillar	Roxanne	Lou	PE - C	
17615	Miley	Ethan	Gita	PE - C	
17616	Williams	Keri	L.	PE - C	
17617	Benson	Jonathan	Donald	PE - C	
17618	Dery	William	Joseph	PE - C	
17619	Livermore	Hugh	Frank	PE - C	
17620	Peguero Ramos	Julio		PE - C	
17621	McNeely	Jack	Edward	PE - C	
17622	Prianto	Reco	V.	PE - C	
17623	Wagner	David	Eric	PE - C	
17624	Nebeker	Craig		PE - C	
17625	Olson	Aaron		PE - C	
17626	Nix	Michael	Dillon	PE - C	
17627	Rabinowitz	Brad	J.	PE - C	
17628	Sease	Tyler	B.	PE - C	
17629	Smith	Jeremiah	M.	PE - C	
17630	Elliott	Justin	J.	PE - C	

Agenda Items 2.b.i., 2.b.ii., 2.b.iii.

17631	Miller	Matthew	W.	PE - C		
-------	--------	---------	----	--------	--	--

**2.a.ii - SI's & E.I's**

Intern #	Last	Middle Name	First	Type
8694	Desrochers	Clovis		EI
8695	Mitchell	Josilyn	N.	EI
8696	Deschenes	Michael	Ryan	EI
8697	Barnes	Patrick	Alan	EI
8698	Dunnam	Garrett	M.	EI
8699	Wehmeyer	William	Joseph	EI
8703	Cotter	Cory	N.	EI
8704	Pasley	Kenneth	Patrick	EI
8705	Maloy	Frank	Bradley	EI
8706	Ovuoba	Brianna	L.	EI
8707	Nsengiyukuri	Bonesphore		EI
8708	McCraw	Kyle	Andrew	EI

**2.a.iii - COA's (Certificates of Authority)**

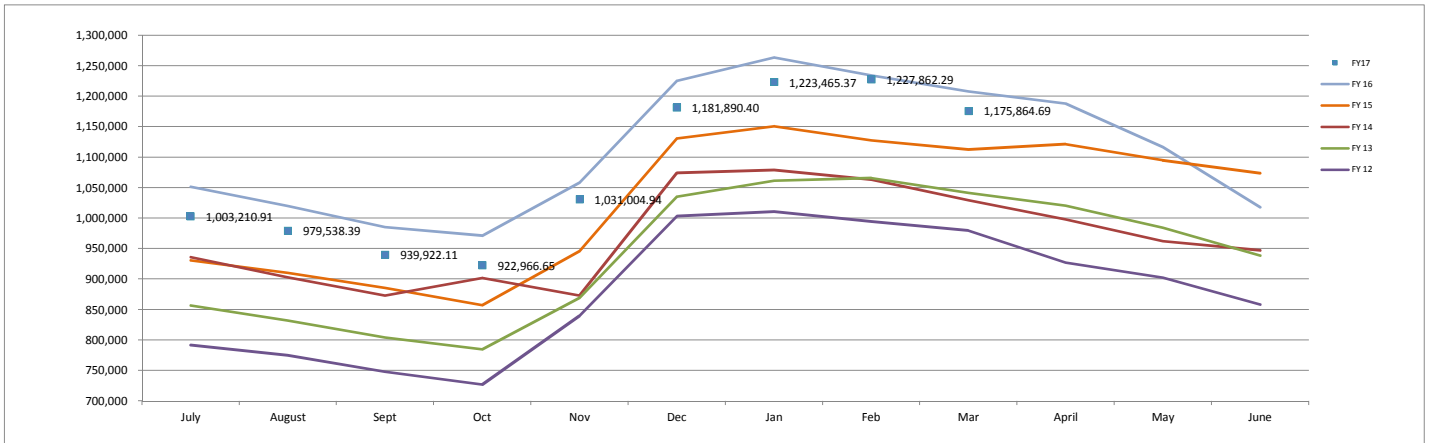
COA #	Company Name	Address	City	State	Zip	Type	AR PE/PS in CHG
3210	Hyde Engineering, Inc.	3120 8th Avenue South	Birmingham	AL	35233-3506	Engineering	M Hyde PE #10198
3211	Poulos & Bennett, LLC	2602 E. Livingston St	Orlando	FL	32803-5850	Engineering	Jamie Poulos PE #17540
3212	Thompson Engineering Inc	1615 California St Suite 301	Denver	CO	80202-3712	Engineering	Arwin Priest PE #7764
3213	Grubbs Consulting Engineering, PLLC	237 Hobson Avenue	Hot Springs	AR	71913-3724	Engineering	H. Grubbs PE #5588
3214	Commonwealth Engineers, Inc.	7256 Company Drive	Indianapolis	IN	46237-9212	Engineering	Theresa Boehmer PE #17503
3215	Spencer Bristol Engineering, Inc.	5655 Peachtree Parkway, Ste. 100	Norcross	GA	30092-2828	Engineering	Douglas Bristol PE #8043
3216	Big Rock RRC Engineering, PLCC	12506 Vimy Ridge Rd	Alexander	AR	72002-1866	Engineering	Ashley Bice PE #13829
3217	Wells & Scaletty LLC	3050 E. Battlefield	Springfield	MO	65804-4018	Engineering	Jeffrey Wells PE #10601
3218	EI Associates, Architects & Engineers, PA	8 Ridgedale Avenue	Cedar Knolls	NJ	07927-1122	Engineering	Gaetano Cipriano PE #17571
3219	Equilibrium Consulting	Suite 202 388 West 8th Avenue	Vancouver		0	Engineering	Ilana Danzig PE #17574
3220	Substation Enterprises, Inc.	145 Commercial Ct.	Alabaster	AL	35007-9507	Engineering	Kurtiss Edwards PE #17597
3221	Lawrence Forensic Engineering (Firm is COA 3023)	3061 E Stone Mountain Dr.	Fayetteville	AR	72701-4651	Engineering	John Lawrence PE #5465
3222	NewTran Solutions, PLLC	4150 S. 100th E. Ave. Ste 210	Tulsa	OK	74146-3620	Engineering	Jimmie Sitz PE #17492
3223	DcR Engineering Services, Inc	3636 S. Geyer Rd Ste 100	Sunset Hills	MO	63127-1237	Engineering	Patrick Finefield PE #7442
3224	PACE Group LLC	3813 Division St. Ste 300	Metairie	LA	70002-3201	Engineering	Johann Palacios PE #16579
3225	Langan Engineering and Environmental Services, Inc.	300 Kimball Drive, 4th Floor	Parsippany	NJ	07054-0000	Engineering	Eric Schwarz PE #17488
3226	Centerline Solutions, LLC	16035 Table Mountain Parkway	Golden	CO	80403-1642	Engineering	Khristopher Scott PE #17455
3227	Quanta Subsurfaces LLC	4308 N. Barker Rd.	Spokane Valley	WA	99027-9600	Engineering	Steve Davidow PE #16349
3228	Foster, Jones & Associates, Inc.	120 Solleftea Drive, Suite C	Madison	MS	39130-1277	Engineering	Steven Toombs PE #17215
3229	Klotz Associates Inc	1160 Dairy Ashford Dr.	Houston	TX	77079-3098	Engineering	Brian Clark PE #12280
3230	S & B Infrastructure, Ltd.	7825 Park Place Boulevard	Houston	TX	77087-4663	Engineering	Nelson Nuckles PE #6835
3231	Southern Steel Engineers, LLC	121 Tarrar Springs Road	Lexington	SC	29072-3837	Engineering	Tyler Sease PE #17628
3232	SJS Engineering	12110 Old Hwy 71 S	Fort Smith	AR	72916-8200	Engineering	Jeffrey Strunk PE #16238
3233	Bohler Engineering TX, LLC	6017 Main Street	Frisco	TX	75034-3204	Engineering	Dean Cardwell PE #17606
3234	DJ&A, P.C.	3203 Russell St.	Missoula	MT	59801-8536	Engineering	Curtis Thompson PE #17525
3235	JM2 Associates, PLLC	620 Old Hickory Blvd	Jackson	TN	38305-2977	Engineering	Brian Dougan PE #12991

CI	Funds Ctr/CI Title	2017			Estm'd Salary Holding	FY17 Budgeted Amount	Month												Total Expenditures	Remaining Allotment less Commitments	
		Appropriation	Adjustment	Blocked			Adjusted Appropriation	July	August	September	October	November	December	January	February	March	April	May			June
00	Salaries	284,554	0	14507	270,047	0	270,047	19,056.79	18,896.81	27,055.29	19,436.87	18,136.85	17,836.81	18,956.82	18,196.83	27,115.24	-	-	-	184,688.31	85,358.69
01	Extra Help	12,000	0	0	12,000	0	12,000	947.12	944.25	1,299.07	898.47	855.56	1,118.80	1,190.34	1,004.34	1,259.01	-	-	-	9,516.96	2,483.04
03	Matching	94,347	0	4116	90,231	0	90,231	6,892.14	6,864.79	8,760.26	7,026.47	6,685.48	6,720.83	6,924.87	6,724.05	8,863.60	-	-	-	65,462.49	24,768.51
02	Operating Expense	208,649	0	0	208,649	0	208,649	7,173.63	4,376.38	28,971.52	4,528.02	5,824.11	(11,938.40)	20,000.28	6,320.57	3,081.72	-	-	-	68,337.83	140,311.17
09	Travel	10,227	0	0	10,227	0	10,227	-	-	1,618.65	-	-	-	-	-	-	-	-	-	1,618.65	8,608.35
10	Prof. Fees	7,144	0	0	7,144	0	7,144	-	-	-	-	3,470.00	-	-	-	-	-	-	-	3,470.00	3,674.00
5	Construction	0	7,850	0	7,850	0	7,850	-	-	-	-	-	-	-	-	-	-	-	-	-	7,850.00
25	Char 25-Don't asg GL	0	0	0	0	0	0	-	-	-	-	-	-	-	-	-	-	-	-	-	-
<b>Total</b>		<b>\$ 616,921</b>	<b>\$ 7,850</b>	<b>18623</b>	<b>606,148</b>	<b>0</b>	<b>606,148</b>	<b>\$ 34,069.68</b>	<b>\$ 31,082.23</b>	<b>\$ 67,704.79</b>	<b>\$ 31,889.83</b>	<b>\$ 34,972.00</b>	<b>\$ 13,738.04</b>	<b>\$ 47,072.31</b>	<b>\$ 32,245.79</b>	<b>\$ 40,319.57</b>	<b>\$ -</b>	<b>\$ -</b>	<b>\$ -</b>	<b>\$ 333,094.24</b>	<b>\$ 273,053.76</b>
02	Operating Expense	0	\$ 504,150	0	504,150	0	504,150	\$ -	\$ -	\$ -	\$ -	\$ -	\$ 2,220.00	\$ 3,819.40	\$ 2,395.90	\$ 38,290.90	\$ -	\$ -	\$ -	\$ 46,726.20	\$ 457,423.80
10	Prof. Fees	0	\$ 38,000	0	38,000	0	38,000	\$ -	\$ -	\$ -	\$ -	\$ 5,775.51	\$ 23,094.50	\$ 357.18	\$ 2,200.00	\$ 1,900.00	\$ -	\$ -	\$ -	\$ 33,327.19	\$ 4,672.81
5	Construction	0	0	0	0	0	0	\$ -	\$ -	\$ -	\$ -	\$ -	\$ -	\$ -	\$ -	\$ -	\$ -	\$ -	\$ -	\$ -	\$ -
<b>857C Construction</b>		<b>\$ -</b>	<b>\$ 542,150</b>	<b>\$ -</b>	<b>\$ 542,150</b>	<b>\$ -</b>	<b>\$ 542,150</b>	<b>\$ -</b>	<b>\$ -</b>	<b>\$ -</b>	<b>\$ -</b>	<b>\$ 5,775.51</b>	<b>\$ 25,314.50</b>	<b>\$ 4,176.58</b>	<b>\$ 4,595.90</b>	<b>\$ 40,190.90</b>	<b>\$ -</b>	<b>\$ -</b>	<b>\$ -</b>	<b>\$ 80,053.39</b>	<b>\$ 462,096.61</b>
<b>** Total</b>		<b>\$ 616,921</b>	<b>\$ 550,000</b>	<b>\$ 18,623</b>	<b>\$ 1,148,298</b>	<b>\$ -</b>	<b>\$ 1,148,298</b>	<b>\$ 34,069.68</b>	<b>\$ 31,082.23</b>	<b>\$ 67,704.79</b>	<b>\$ 31,889.83</b>	<b>\$ 40,747.51</b>	<b>\$ 39,052.54</b>	<b>\$ 51,248.89</b>	<b>\$ 36,841.69</b>	<b>\$ 80,510.47</b>	<b>\$ -</b>	<b>\$ -</b>	<b>\$ -</b>	<b>\$ 413,147.63</b>	<b>\$ 735,150.37</b>

	July	August	Sept	Oct	Nov	Dec	Jan	Feb	Mar	April	May	June	Revenue year to date
AASIS Total w/Adjustments	15,865.00	16,545.00	17,635.00	13,350.00	164,030.00	234,705.00	40,223.43	30,345.00	24,170.00	-	-	-	\$556,868.43
4049003000 Interest-Treas	2,023.03	1,571.03	-	794.37	1,005.77	928.03	1,745.56	2,037.16	2,710.62	-	-	-	\$12,815.57
4049007000 Interest-CD's	43.60	98.41	778.47	-	142.59	-	142.70	-	-	-	-	-	\$1,205.77
<b>Revenue total</b>	<b>17,931.63</b>	<b>18,214.44</b>	<b>18,413.47</b>	<b>14,144.37</b>	<b>165,178.36</b>	<b>235,633.03</b>	<b>42,111.69</b>	<b>32,382.16</b>	<b>26,880.62</b>	<b>-</b>	<b>-</b>	<b>-</b>	<b>\$570,889.77</b>

Revenue/Exper	July	August	Sept	Oct	Nov	Dec	Jan	Feb	Mar	April	May	June	Revenue year to date
	\$ (16,138.05)	\$ (12,867.79)	\$ (49,291.32)	\$ (17,745.46)	\$ 124,430.85	\$ 196,590.49	\$ (9,137.20)	\$ (4,459.53)	\$ (53,629.85)	\$ -	\$ -	\$ -	\$157,742.14

1120001000 CD's Balance	July	August	Sept	Oct	Nov	Dec	Jan	Feb	Mar	April	May	June	Commitments
	188,478.61	188,577.02	188,577.02	188,577.02	188,719.61	188,719.61	188,862.31	188,862.31	188,862.31	-	-	-	475000.00 02 construction
Cash in State Treasury Fund Balance FY17	1,003,210.91	979,538.39	939,922.11	922,966.65	1,031,004.94	1,181,890.40	1,223,465.37	1,227,862.29	1,175,864.69	-	-	-	475000.00 total
Cash in State Treasury Fund Balance FY16	1,051,363.67	1,020,043.11	985,160.44	970,973.31	1,058,524.89	1,225,340.94	1,263,677.73	1,234,354.94	1,207,899.78	1,188,287.76	1,116,814.04	1,017,972.56	
Cash in State Treasury Fund Balance FY15	930,434.09	910,304.89	885,550.00	857,008.56	946,010.48	1,130,574.19	1,150,879.53	1,127,630.93	1,112,401.97	1,121,157.49	1,095,000.01	1,073,722.38	
Cash in State Treasury Fund Balance FY14	936,113.10	902,906.19	873,059.38	901,833.57	873,059.38	1,074,138.68	1,078,802.37	1,062,925.51	1,029,406.70	997,978.78	962,023.37	947,010.07	
Cash in State Treasury Fund Balance FY13	856,824.56	832,025.98	804,146.45	784,629.37	869,350.59	1,035,446.38	1,061,635.32	1,065,694.66	1,041,365.09	1,020,708.32	984,184.68	938,483.10	
Cash in State Treasury Fund Balance FY12	791,766.34	774,783.81	747,996.30	726,738.84	839,826.76	1,003,321.67	1,010,340.03	994,139.79	979,593.84	926,960.02	902,284.72	858,103.60	



**Board of Licensure for Prof Engineers and Prof Surveyors (0236)**  
**FY17 Revenue Reconciliation for the Month ending February 2017**

**AASIS Revenue**

	<u>Amounts</u>
Application Fees (4041002000)	\$ 13,075.00
Certificate Fees (4041004000)	\$ -
Testing Fees (4041005000)	\$ 700.00
Renewal Fees (4041007000)	\$ 21,920.00
Other Fees (4041028000)	\$ (8,230.00)
Fines and Penalties (4042001000)	\$ -
Reinstatement Fees (4041041000)	\$ 300.00
<b>AASIS Total:</b>	<b>\$ 27,765.00</b>

**Adjustments**

PELS current month receipts posted in AASIS in subsequent (+)	3,715.00
PELS prior month receipts posted in AASIS in current (-)	(1,135.00)
AASIS current month receipts reversed in subsequent	0.00
AASIS prior month receipts reversed in current	0.00
<b>AASIS Balance Forward:</b>	<b>\$ 30,345.00</b>

**PELS receipts**

Application Fees (4041002000)	\$ 14,025.00
Certificate Fees (4041004000)	\$ -
Testing Fees (4041005000)	\$ 600.00
Renewal Fees (4041007000)	\$ 15,020.00
Other Fees (4041028000)	\$ 300.00
Fines and Penalties (4042001000)	\$ -
Reinstatement Fees (4041041000)	\$ 400.00
Misc Revenue (4047099000)	\$ -
<b>PELS Balance Forward:</b>	<b>\$ 30,345.00</b>

**Overage/Shortage (AASIS Balance Forward / PELS Balance Forward):**

**\$ -**

**Explanation for discrepancy:**



**Attachment:** Financial Comparison AASIS to PELS:

February 2017

*The information on this schedule accurately reflects the cash receipts that have been received and deposited by this agency during the stated month. The total receipts and total deposits have been reconciled to AASIS.*

*All figures noted on this report have been verified by reviewing the deposit register and trial balance for the stated month. Any discrepancies have been investigated and resolved.*

*All receipt numbers and licenses issued have been accounted for. Any discrepancies have been investigated and resolved.*

	3/28/2017
Assistant Executive Director	Date
	3/28/2017
Executive Director	Date



FINANCIAL COMPARISON AASIS TO PELS

February 2017		AASIS					PELS			Reconciliation		
AASIS Code	GL Acct	totals	Current month receipts posted in subsequent	prior month receipts posted in current	Current month receipts reversed in subsequent	Prior month receipts reversed in current	AASIS Balance Forward	PELS Deposit Summary	PELS Balance Forward	AASIS Balance Forward	PELS Balance Forward	Overage /Shortage
255	4041002000	13,075.00	1,700.00	(750.00)	0.00	0.00	14,025.00	14,025.00	14,025.00	14,025.00	14,025.00	0.00
257	4041004000	0.00	0.00	0.00	0.00	0.00	0.00	0.00	0.00	0.00	0.00	0.00
258	4041005000	700.00	0.00	(100.00)	0.00	0.00	600.00	600.00	600.00	600.00	600.00	0.00
260	4041007000	21,920.00	1,915.00	(285.00)	0.00	(8,530.00)	15,020.00	15,020.00	15,020.00	15,020.00	15,020.00	0.00
281	4041028000	(8,230.00)	0.00	0.00	0.00	8,530.00	300.00	300.00	300.00	300.00	300.00	0.00
539	4041041000	300.00	100.00	0.00	0.00	0.00	400.00	400.00	400.00	400.00	400.00	0.00
284	4042001000	0.00	0.00	0.00	0.00	0.00	0.00	0.00	0.00	0.00	0.00	0.00
586	4047099000	0.00	0.00	0.00	0.00	0.00	0.00	0.00	0.00	0.00	0.00	0.00
		27,765.00	3,715.00	(1,135.00)	0.00	0.00	30,345.00	30,345.00	30,345.00	30,345.00	30,345.00	0.00

Reconciling items \$8,530 - 12/9-11/2016 This amount was posted to GL 4041028000 (other fees) instead of 4041007000 (renewals). Revenue correction submitted in February to DFA OI

4041002000 4041004000 4041005000 4041007000 4041028000 4041041000

PELS items	PELS post date	AASIS Doc #	applications	certificate	exams	renewals	Temp	Reinstate	Totals
Feb posted in	2/23/2017	52139982				135			135
	2/27/2017	52141324	300			310		100	710
Mar	2/27/2017	14536452	350						350
	2/28/2017	14536460	475			135			610
	2/16/2017	14539216	575			1335			1910
									0
									0
									0
									0
									0
									0
									0
PELS receipts posted in Subsequent			1700	0	0	1915	0	100	3715
Jan posted in Feb	1/31/2017	14532993	750		100	285			1135
									0
									0
									0
									0
									0
									0
									0
PELS receipts posted from prior			750	0	100	285	0	0	1135

**Board of Licensure for Prof Engineers and Prof Surveyors (0236)**  
**FY17 Revenue Reconciliation for the Month ending March 2017**

**AASIS Revenue**

	<u>Amounts</u>
Application Fees (4041002000)	\$ 15,575.00
Certificate Fees (4041004000)	\$ -
Testing Fees (4041005000)	\$ 300.00
Renewal Fees (4041007000)	\$ 8,975.00
Other Fees (4041028000)	\$ 150.00
Fines and Penalties (4042001000)	\$ -
Reinstatement Fees (4041041000)	\$ 800.00
<b>AASIS Total:</b>	<b>\$ 25,800.00</b>

**Adjustments**

PELS current month receipts posted in AASIS in subsequent (+)	2,085.00
PELS prior month receipts posted in AASIS in current (-)	(3,715.00)
AASIS current month receipts reversed in subsequent	0.00
AASIS prior month receipts reversed in current	0.00
<b>AASIS Balance Forward:</b>	<b>\$ 24,170.00</b>

**PELS receipts**

Application Fees (4041002000)	\$ 15,200.00
Certificate Fees (4041004000)	\$ -
Testing Fees (4041005000)	\$ 300.00
Renewal Fees (4041007000)	\$ 7,620.00
Other Fees (4041028000)	\$ 150.00
Fines and Penalties (4042001000)	\$ -
Reinstatement Fees (4041041000)	\$ 900.00
Misc Revenue (4047099000)	\$ -
<b>PELS Balance Forward:</b>	<b>\$ 24,170.00</b>

**Overage/Shortage (AASIS Balance Forward / PELS Balance Forward):**

**\$ -**

**Explanation for discrepancy:**


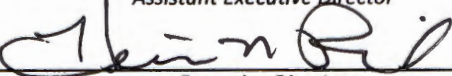
**Attachment:** Financial Comparison AASIS to PELS:

March 2017

*The information on this schedule accurately reflects the cash receipts that have been received and deposited by this agency during the stated month. The total receipts and total deposits have been reconciled to AASIS.*

*All figures noted on this report have been verified by reviewing the deposit register and trial balance for the stated month. Any discrepancies have been investigated and resolved.*

*All receipt numbers and licenses issued have been accounted for. Any discrepancies have been investigated and resolved.*

	4/11/2017
Assistant Executive Director	Date
	4/11/2017
Executive Director	Date

5010001000 Regular Salaries Staff

						February -	March (FY17)
FOR period start date	For-period end date	Personnel Number	Name of Employee or Applicant	Wage Type Long Text	Amount	Posting document	
1/15/2017	1/28/2017	84350	GRANT GRIGG	1211 Holiday premium	218.48	7851576	
		84350	GRANT GRIGG	1200 Regular working time	1,734.15	7851576	
		84350	GRANT GRIGG	1252 Sick pay	68.27	7851576	
		84350	GRANT GRIGG	1252 Sick pay	54.62	7851576	
		84350	GRANT GRIGG	1252 Sick pay	40.96	7851576	
		84350	GRANT GRIGG	1251 Vacation pay	68.27	7851576	
			<b>GRANT GRIGG</b>		<b>2,184.75</b>		
		1185	HEATHER N RICHARDSON	1200 Regular working time	2,457.94	7851576	
		1185	HEATHER N RICHARDSON	1211 Holiday premium	273.10	7851576	
			<b>HEATHER N RICHARDSON</b>		<b>2,731.04</b>		
		28444	LINDA S STONE	1211 Holiday premium	161.02	7851576	
		28444	LINDA S STONE	1200 Regular working time	1,449.17	7851576	
			<b>LINDA S STONE</b>		<b>1,610.19</b>		
		19356	MARILYN F SMITH	1200 Regular working time	845.71	7851576	
		19356	MARILYN F SMITH	1250 Holiday pay	115.16	7851576	
		19356	MARILYN F SMITH	1252 Sick pay	115.16	7851576	
		19356	MARILYN F SMITH	1252 Sick pay	75.57	7851576	
			<b>MARILYN F SMITH</b>		<b>1,151.60</b>		
		28472	VIRGINIA S DAVIS	1200 Regular working time	1,097.36	7851576	
		28472	VIRGINIA S DAVIS	1250 Holiday pay	124.08	7851576	
		28472	VIRGINIA S DAVIS	1252 Sick pay	19.39	7851576	
			<b>VIRGINIA S DAVIS</b>		<b>1,240.83</b>		
					<b>8,918.41</b>		
FOR period start date	For-period end date	Personnel Number	Name of Employee or Applicant	Wage Type Long Text	Amount	Posting document	
1/29/2017	2/11/2017	84350	GRANT GRIGG	1200 Regular working time	1,816.08	7871514	
		84350	GRANT GRIGG	1252 Sick pay	218.48	7871514	
		84350	GRANT GRIGG	1251 Vacation pay	150.20	7871514	
			<b>GRANT GRIGG</b>		<b>2,184.76</b>		
		1185	HEATHER N RICHARDSON	1200 Regular working time	2,662.76	7871514	
		1185	HEATHER N RICHARDSON	1252 Sick pay	68.28	7871514	
			<b>HEATHER N RICHARDSON</b>		<b>2,731.04</b>		
		28444	LINDA S STONE	1200 Regular working time	1,484.39	7871514	
		28444	LINDA S STONE	1251 Vacation pay	50.32	7871514	
		28444	LINDA S STONE	1251 Vacation pay	30.19	7871514	
		28444	LINDA S STONE	1251 Vacation pay	45.29	7871514	
			<b>LINDA S STONE</b>		<b>1,610.19</b>		
		19356	MARILYN F SMITH	1200 Regular working time	690.96	7871514	
		19356	MARILYN F SMITH	1252 Sick pay	115.16	7871514	
		19356	MARILYN F SMITH	1251 Vacation pay	115.16	7871514	
		19356	MARILYN F SMITH	1251 Vacation pay	115.16	7871514	
		19356	MARILYN F SMITH	1265 Birth Day	115.16	7871514	
			<b>MARILYN F SMITH</b>		<b>1,151.60</b>		
		28472	VIRGINIA S DAVIS	1200 Regular working time	1,198.18	7871514	
		28472	VIRGINIA S DAVIS	1252 Sick pay	42.65	7871514	
			<b>VIRGINIA S DAVIS</b>		<b>1,240.83</b>		
					<b>8,918.42</b>		
FOR period start date	For-period end date	Personnel Number	Name of Employee or Applicant	Wage Type Long Text	Amount	Posting document	
2/12/2017	2/25/2017	84350	GRANT GRIGG	1211 Holiday premium	218.48	7897173	
		84350	GRANT GRIGG	1200 Regular working time	1,747.81	7897173	
		84350	GRANT GRIGG	1252 Sick pay	218.48	7897173	
			<b>GRANT GRIGG</b>		<b>2,184.77</b>		
		1185	HEATHER N RICHARDSON	1200 Regular working time	2,321.38	7897173	
		1185	HEATHER N RICHARDSON	1211 Holiday premium	273.10	7897173	
		1185	HEATHER N RICHARDSON	1252 Sick pay	136.55	7897173	
			<b>HEATHER N RICHARDSON</b>		<b>2,731.03</b>		

28444	LINDA S STONE	1211 Holiday premium	161.02 7897173
28444	LINDA S STONE	1200 Regular working time	1,348.53 7897173
28444	LINDA S STONE	1252 Sick pay	60.38 7897173
28444	LINDA S STONE	1251 Vacation pay	40.25 7897173
	<b>LINDA S STONE</b>		<b>1,610.18</b>
19356	MARILYN F SMITH	1200 Regular working time	1,007.65 7897173
19356	MARILYN F SMITH	1250 Holiday pay	115.16 7897173
19356	MARILYN F SMITH	1251 Vacation pay	28.79 7897173
	<b>MARILYN F SMITH</b>		<b>1,151.60</b>
28472	VIRGINIA S DAVIS	1200 Regular working time	1,116.75 7897173
28472	VIRGINIA S DAVIS	1250 Holiday pay	124.08 7897173
	<b>VIRGINIA S DAVIS</b>		<b>1,240.83</b>
			<b>8,918.41</b>

FOR period start date	For-period end date	Personnel Number	Name of Employee or Applicant	Wage Type Long Text	Amount	Posting document
2/26/2017	3/11/2017	84350	GRANT GRIGG	1200 Regular working time	1,870.70	7917052
		84350	GRANT GRIGG	1252 Sick pay	218.48	7917052
		84350	GRANT GRIGG	1252 Sick pay	95.58	7917052
			<b>GRANT GRIGG</b>		<b>2,184.76</b>	
		1185	HEATHER N RICHARDSON	1200 Regular working time	2,731.04	7917052
			<b>HEATHER N RICHARDSON</b>		<b>2,731.04</b>	
		28444	LINDA S STONE	1200 Regular working time	1,449.17	7917052
		28444	LINDA S STONE	1251 Vacation pay	161.02	7917052
			<b>LINDA S STONE</b>		<b>1,610.19</b>	
		19356	MARILYN F SMITH	1200 Regular working time	1,036.44	7917052
		19356	MARILYN F SMITH	1251 Vacation pay	115.16	7917052
			<b>MARILYN F SMITH</b>		<b>1,151.60</b>	
		28472	VIRGINIA S DAVIS	1200 Regular working time	1,221.44	7917052
		28472	VIRGINIA S DAVIS	1252 Sick pay	19.39	7917052
			<b>VIRGINIA S DAVIS</b>		<b>1,240.83</b>	
					<b>8,918.42</b>	

FOR period start date	For-period end date	Personnel Number	Name of Employee or Applicant	Wage Type Long Text	Amount	Posting document
3/12/2017	3/25/2017	84350	GRANT GRIGG	1200 Regular working time	1,310.86	7936732
		84350	GRANT GRIGG	1251 Vacation pay	218.48	7936732
		84350	GRANT GRIGG	1251 Vacation pay	218.48	7936732
		84350	GRANT GRIGG	1251 Vacation pay	218.48	7936732
		84350	GRANT GRIGG	1251 Vacation pay	218.48	7936732
			<b>GRANT GRIGG</b>		<b>2,184.78</b>	
		1185	HEATHER N RICHARDSON	1200 Regular working time	1,613.02	7936732
		1185	HEATHER N RICHARDSON	1251 Vacation pay	273.10	7936732
		1185	HEATHER N RICHARDSON	1251 Vacation pay	25.60	7936732
		1185	HEATHER N RICHARDSON	1252 Sick pay	273.10	7936732
		1185	HEATHER N RICHARDSON	1252 Sick pay	273.10	7936732
		1185	HEATHER N RICHARDSON	1265 Birth Day	273.10	7936732
			<b>HEATHER N RICHARDSON</b>		<b>2,731.02</b>	
		28444	LINDA S STONE	1200 Regular working time	1,554.83	7936732
		28444	LINDA S STONE	1252 Sick pay	55.35	7936732
			<b>LINDA S STONE</b>		<b>1,610.18</b>	
		19356	MARILYN F SMITH	1200 Regular working time	1,151.60	7936732
			<b>MARILYN F SMITH</b>		<b>1,151.60</b>	
		28472	VIRGINIA S DAVIS	1200 Regular working time	1,190.42	7936732
		28472	VIRGINIA S DAVIS	1252 Sick pay	34.90	7936732
		28472	VIRGINIA S DAVIS	1252 Sick pay	15.51	7936732
			<b>VIRGINIA S DAVIS</b>		<b>1,240.83</b>	
					<b>8,918.41</b>	

501002000 Extra Help

FOR period start date	For-period end date	Personnel Number	Name of Employee or Applicant	Wage Type Long Text	Amount	Posting document
1/15/2017	1/28/2017	56639	SHIRLEY BYERS	1200 Regular working time	377.70	7851576

FOR period start date	For-period end date	Personnel Number	Name of Employee or Applicant	Wage Type Long Text	Amount	Posting document
		56639	SHIRLEY BYERS	1250 Holiday pay	57.23	7851576
			SHIRLEY BYERS		434.93	
					434.93	
1/29/2017	2/11/2017	56639	SHIRLEY BYERS	1200 Regular working time	569.41	7871514
			SHIRLEY BYERS		569.41	
					569.41	
2/12/2017	2/25/2017	56639	SHIRLEY BYERS	1200 Regular working time	389.15	7897173
		56639	SHIRLEY BYERS	1250 Holiday pay	57.23	7897173
			SHIRLEY BYERS		446.38	
					446.38	
2/26/2017	3/11/2017	56639	SHIRLEY BYERS	1200 Regular working time	434.93	7917052
			SHIRLEY BYERS		434.93	
					434.93	
3/12/2017	3/25/2017	56639	SHIRLEY BYERS	1200 Regular working time	377.70	7936732
			SHIRLEY BYERS		377.70	
					377.70	

5010001900 Stipends

FOR period start date	For-period end date	Personnel Number	Name of Employee or Applicant	Wage Type Long Text	Amount	Posting document
1/29/2017	2/11/2017	86103	DAN C YOUNG	1163 60.00 Stipend Board/	60.00	7871514
			DAN C YOUNG		60.00	
		52612	HAROLD J ENGSTROM	1163 60.00 Stipend Board/	60.00	7871514
			HAROLD J ENGSTROM		60.00	
		52614	IVAN HOFFMAN Jr	1163 60.00 Stipend Board/	60.00	7871514
			IVAN HOFFMAN Jr		60.00	
		111903	Mr. BRIAN J. MOORE	1163 60.00 Stipend Board/	60.00	7871514
			Mr. BRIAN J. MOORE		60.00	
		106621	Mr. DAVID B. BEASLEY	1163 60.00 Stipend Board/	60.00	7871514
			Mr. DAVID B. BEASLEY		60.00	
		78435	RONALD R HAWKINS	1163 60.00 Stipend Board/	60.00	7871514
			RONALD R HAWKINS		60.00	
					360.00	
3/12/2017	3/25/2017	52612	HAROLD J ENGSTROM	1163 60.00 Stipend Board/	60.00	7936732
			HAROLD J ENGSTROM		60.00	
		52614	IVAN HOFFMAN Jr	1163 60.00 Stipend Board/	60.00	7936732
			IVAN HOFFMAN Jr		60.00	
		111903	Mr. BRIAN J. MOORE	1163 60.00 Stipend Board/	60.00	7936732
			Mr. BRIAN J. MOORE		60.00	
		106621	Mr. DAVID B. BEASLEY	1163 60.00 Stipend Board/	60.00	7936732
			Mr. DAVID B. BEASLEY		60.00	
		112945	Mr. THOMAS R. SCOTT	1163 60.00 Stipend Board/	60.00	7936732
			Mr. THOMAS R. SCOTT		60.00	
		78435	RONALD R HAWKINS	1163 60.00 Stipend Board/	60.00	7936732
			RONALD R HAWKINS		60.00	
					360.00	

FINANCIAL COMPARISON AASIS TO PELS

3.a.ii

March 2017		AASIS				AASIS Balance Forward	PELS			Reconciliation		Overage /Shortage
AASIS Code	GL Acct	totals	Current month receipts posted in subsequent	prior month receipts posted in current	Current month receipts reversed in subsequent	Prior month receipts reversed in current	PELS Deposit Summary	PELS Balance Forward	AASIS Balance Forward	PELS Balance Forward		
255	4041002000	15,575.00	1,325.00	(1,700.00)	0.00	0.00	15,200.00	15,200.00	15,200.00	15,200.00	0.00	
257	4041004000	0.00	0.00	0.00	0.00	0.00	0.00	0.00	0.00	0.00	0.00	
258	4041005000	300.00	0.00	0.00	0.00	0.00	300.00	300.00	300.00	300.00	0.00	
260	4041007000	8,975.00	560.00	(1,915.00)	0.00	0.00	7,620.00	7,620.00	7,620.00	7,620.00	0.00	
281	4041028000	150.00	0.00	0.00	0.00	0.00	150.00	150.00	150.00	150.00	0.00	
539	4041041000	800.00	200.00	(100.00)	0.00	0.00	900.00	900.00	900.00	900.00	0.00	
284	4042001000	0.00	0.00	0.00	0.00	0.00	0.00	0.00	0.00	0.00	0.00	
586	4047099000	0.00	0.00	0.00	0.00	0.00	0.00	0.00	0.00	0.00	0.00	
		25,800.00	2,085.00	(3,715.00)	0.00	0.00	24,170.00	24,170.00	0.00	24,170.00	0.00	

Reconciling items

PELS items	PELS post date	AASIS Doc #	4041002000 4041004000 4041005000				4041007000 4041028000 4041041000		Totals
			applications	certificate	exams	renewals	Temp	Reinstate	
Mar posted in	3/29/2017	52143158					180	100	280
	3/30/2017	52143159					180	100	280
Apr	3/30/2017	14540129	475						475
	3/31-4/1/17	14540206	850				200		1050
PELS receipts posted in Subsequent			1325	0	0		560	0	2085
<hr/>									
Feb posted in	2/23/2017	52139982					135		135
	2/27/2017	52141324	300				310	100	710
Mar	2/27/2017	14536452	350						350
	2/28/2017	14536460	475				135		610
	2/16/2017	14539216	575				1335		1910
PELS receipts posted from prior			1700	0	0		1915	0	3715

February FY17

Table with columns: Warrant, Pay Meth, Print Date, Reference, Vendor, Vendor Name, Source Doc, Doc Type, Cost Ctr, Assignment #, G/L Acct, Commitment Item, Warrant Amount, Invoice Amount, Line Amount, Cashed Date. Contains rows for February transactions.

March FY17

Table with columns: Warrant, Pay Meth, Print Date, Reference, Vendor, Vendor Name, Source Doc, Doc Type, Cost Ctr, Assignment #, G/L Acct, Commitment Item, Warrant Amount, Invoice Amount, Line Amount, Cashed Date. Contains rows for March transactions.

1710558895 W	3/15/2017	ACCT 3521042-6	100056842	ARKLA CENTERPOINT ENERGY RESOURCES	1004164513	KR	188210	10041645132017	5040004000	502:00:02	22.98	22.98	22.98	4/4/2017
1710559080 W	3/15/2017	INV 24731	100133849	DOWN HOME RESTAURANT & CATERING INC	1004165913	KR	188210	10041659132017	5090019000	502:00:02	175.71	175.71	175.71	4/10/2017
PY	3/17/2017	ARKPR01393			7083503	YB	188230		5010001000	501:00:00	8,918.42	8,918.42	8,918.42	
PY	3/17/2017	ARKPR01393			7083503	YB	188230		5010002000	501:00:01	434.93	434.93	434.93	
PY	3/17/2017	ARKPR01393			7083503	YB	188230		5010005000	501:00:03	618.44	618.44	618.44	
PY	3/17/2017	ARKPR01393			7083503	YB	188230		5010006500	501:00:03	98.69	98.69	98.69	
PY	3/17/2017	ARKPR01393			7083503	YB	188230		5010007000	501:00:03	1,356.23	1,356.23	1,356.23	
1710574596 W	3/21/2017	BRD MTG 03/14/17	102370	IVAN L HOFFMAN JR	1004166749	KR	188210	10041667492017	5050020200	502:00:02	268.47	268.47	108.10	4/10/2017
1710574596 W	3/21/2017	BRD MTG 03/14/17	102370	IVAN L HOFFMAN JR	1004166749	KR	188210	10041667492017	5050020100	502:00:02	0.00	0.00	27.36	4/10/2017
1710574596 W	3/21/2017	BRD MTG 03/14/17	102370	IVAN L HOFFMAN JR	1004166749	KR	188210	10041667492017	5050020400	502:00:02	0.00	0.00	133.01	4/10/2017
1710574597 W	3/21/2017	BRD MTG 03/14/17	102753	RODNEY D WILLIAMS	1004166757	KR	188210	10041667572017	5050020200	502:00:02	281.00	281.00	101.02	4/4/2017
1710574597 W	3/21/2017	BRD MTG 03/14/17	102753	RODNEY D WILLIAMS	1004166757	KR	188210	10041667572017	5050020100	502:00:02	0	0	14.87	4/4/2017
1710574597 W	3/21/2017	BRD MTG 03/14/17	102753	RODNEY D WILLIAMS	1004166757	KR	188210	10041667572017	5050020400	502:00:02	0	0	165.11	4/4/2017
1710574599 W	3/21/2017	BRD MTG 03/14/17	104781	RONNIE HAWKINS PE PS	1004166746	KR	188210	10041667462017	5050020400	502:00:02	138.60	138.60	138.60	4/4/2017
1710574605 W	3/21/2017	BRD MTG 03/14/17	106356	DAVID B BEASLEY	1004166719	KR	188210	10041667192017	5050020200	502:00:02	242.98	242.98	104.66	4/4/2017
1710574605 W	3/21/2017	BRD MTG 03/14/17	106356	DAVID B BEASLEY	1004166719	KR	188210	10041667192017	5050020100	502:00:02	0.00	0.00	20.09	4/4/2017
1710574605 W	3/21/2017	BRD MTG 03/14/17	106356	DAVID B BEASLEY	1004166719	KR	188210	10041667192017	5050020400	502:00:02	0	0	118.23	4/4/2017
1710574607 W	3/21/2017	BRD MTG 03/14/17	106577	BRIAN J MOORE PE	1004166753	KR	188210	10041667532017	5050020200	502:00:02	278.91	278.91	108.1	4/10/2017
1710574607 W	3/21/2017	BRD MTG 03/14/17	106577	BRIAN J MOORE PE	1004166753	KR	188210	10041667532017	5050020400	502:00:02	0.00	0.00	170.81	4/10/2017
1710574608 W	3/21/2017	BRD MTG 03/14/17	106631	THOMAS R SCOTT III	1004166739	KR	188210	10041667392017	5050020400	502:00:02	11.08	11.08	11.08	4/6/2017
1710574627 W	3/21/2017	03/16/2017	2084283	GRANT GRIGG	1004167706	KR	188210	0	5050001000	502:00:02	164.64	164.64	164.64	3/27/2017
1710574737 W	3/21/2017	INV 2017-125	100027831	SUSAN B WHITSON	1004167740	KR	188210	10041677402017	5080015000	502:00:02	266	266.00	266	4/3/2017
1710586353 W	3/21/2017	REFUND	W023601	Jacob Hamilton	1004167726	KR	188210		5110002000	502:00:02	75.00	75.00	75.00	
1710586354 W	3/21/2017	REFUND	W023601	Michael Paul Bradford	1004167730	KR	188210		5110002000	502:00:02	75.00	75.00	75.00	
1720608832 A	3/22/2017	0236031520170090	100099611	US BANK CPS	8035258839	ZY	188210	4246044555710080	5020005000	502:00:02	35.52	35.52	22.44	3/24/2017
1720608832 A	3/22/2017	0236031520170090	100099611	US BANK CPS	8035258839	ZY	188210	4246044555710080	5090006000	502:00:02	0.00	0.00	13.08	3/24/2017
PT	3/23/2017	1004112845			10605872	ZE	188210		5110002000	502:00:02	80	80	80	
PT	3/23/2017	1004112845			10605872	ZE	188250		5110002000	502:00:02	80.00-	80.00-	80.00-	
1710589171 W	3/23/2017	INV 22670060	100003953	RICOH USA INC	51837207	RE	188210	518372072017	5030001000	502:00:02	167.24	167.24	167.24	4/3/2017
PY	3/31/2017	ARKPR01355			7089119	YB	188230		5010001000	501:00:00	8,918.41	8,918.41	8,918.41	
PY	3/31/2017	ARKPR01355			7089119	YB	188230		5010001900	501:00:00	360.00	360.00	360	
PY	3/31/2017	ARKPR01355			7089119	YB	188230		5010002000	501:00:01	377.70	377.70	377.70	
PY	3/31/2017	ARKPR01355			7089119	YB	188230		5010005000	501:00:03	725.56	725.56	725.56	
PY	3/31/2017	ARKPR01355			7089119	YB	188230		5010006500	501:00:03	14.70	14.70	14.70	
PY	3/31/2017	ARKPR01355			7089119	YB	188230		5010007000	501:00:03	1,347.94	1,347.94	1,347.94	
											80,510.47	80,510.47	80,510.47	



<b>FY17 Periods 1 - 9 (July - Mar)</b>	<b>Debit</b>	<b>Credit</b>	<b>Balance</b>
1000236001 CJ ELS 0236 # 001	89,986.86	-89,986.86	0
1010103000 Petty Cash	200	-200	0
** Cash On Hand	90,186.86	-90,186.86	0
1100001000 Treasury	1,633,058.00	-455,013.22	1,178,044.78
1100001001 Treasury Outgoing	219,560.57	-221,740.66	-2,180.09
1100001003 Treasury EFT Out	1,008.49	-1,008.49	0
1100001005 Treasury Tnsfrs Out	237,139.69	-237,139.69	0
1100001006 Treasury Tnsfrs In	3,984.93	-3,984.93	0
* Cash Available to Spend	2,094,751.68	-918,886.99	1,175,864.69
1100001002 Treasury Incoming	92,746.27	-92,746.27	0
1100001004 Treasury EFT In	4,811,315.01	-4,811,315.01	0
* Deposits in Transit	4,904,061.28	-4,904,061.28	0
** Cash in State Treasury	6,998,812.96	-5,822,948.27	1,175,864.69
1100002000 Non-AASIS House Bank	8,933.00	-8,933.00	0
** Cash in Bank	8,933.00	-8,933.00	0
1120001000 Invest CD	313,711.06	-124,848.75	188,862.31
** Investments	313,711.06	-124,848.75	188,862.31
1130001000 Customer AR	1,000.00	0	1,000.00
** Customer Receivables	1,000.00	0	1,000.00
1140003100 Int Agy Due to/from	1,265.00	-1,265.00	0
1140003300 Payroll Fund DT/DF	236,881.60	-236,881.60	0
** Interfund Receivable	238,146.60	-238,146.60	0
1160001000 Accrued Interest	2,475.15	-2,475.15	0
** Accrued Income	2,475.15	-2,475.15	0
1190002000 PP Exp - Accrual Eng	2,530.00	-2,530.00	0
1190002500 PP Exp - YE Accruals	15,483.26	-15,483.26	0
** Pre-Paid Expenses	18,013.26	-18,013.26	0
1990110000 Land Improve (Mod)	69,366.19	0	69,366.19
1990130000 Buildings (Modified)	446,190.60	0	446,190.60
1990150000 Equipment (Modified)	27,733.97	-26,295.12	1,438.85
1990160000 Low Val Assets (Mod)	47,720.85	-403.13	47,317.72
1991100000 AUC (Modified)	132,883.27	0	132,883.27
** Modified Accrual Fixed Assets	723,894.88	-26,698.25	697,196.63
1991320000 Land Improv FullCAFR	69,366.19	0	69,366.19
1991321000 Land Improv(FContra)	0	-69,366.19	-69,366.19
1991340000 Buildings Full CAFR	446,190.60	0	446,190.60
1991341000 Buildings (F Contra)	0	-446,190.60	-446,190.60
1991360000 Equipment Full CAFR	37,928.00	-36,489.15	1,438.85
1991361000 Equip. F Contra CAFR	10,194.03	-37,928.00	-27,733.97
1991370000 Low Val Asset (Full)	47,720.85	-403.13	47,317.72
1991371000 LVA (Full Contra)	0	-72,675.05	-72,675.05
1991420000 AUC (Full)	132,883.27	0	132,883.27
1991421000 AUC (Full Contra)	0	-132,883.27	-132,883.27
1992100000 AC Dep Lnd Imp(Full)	0	-15,137.92	-15,137.92
1992300000 AC Dep Bldg(Full)	0	-174,381.07	-174,381.07
1992500000 AC Dep Equipmnt(Full)	29,700.58	-31,139.43	-1,438.85
1992600000 AC Dep LV Asset(Full)	403.13	-47,720.85	-47,317.72
** Full Accrual Fixed Assets	774,386.65	-1,064,314.66	-289,928.01
2110001000 Vendor AP	137,131.86	-138,490.90	-1,359.04
2110001100 Vendor Accrued Liab	1,366.66	-1,366.66	0
2110001102 Local Govt AP	1,354.82	-1,446.12	-91.3
2110002000 Employee AP	1,906.01	-1,906.01	0
2111001000 GRIR Clearing	902,632.41	-902,632.41	0
** Accounts Payable	1,044,391.76	-1,045,842.10	-1,450.34
2110007500 VENDOR OVRPMNT CLRG	216.86	-216.86	0
** Other Liabilities	216.86	-216.86	0
2110003000 Due To Other Funds	46,609.56	-46,609.56	0
2110004100 Inter Agency Due To	3,424.32	-3,424.32	0
** Interfund Due-To	50,033.88	-50,033.88	0
2115006000 Acc Salary & Ben YE	10,342.43	-10,342.43	0
** Payroll Liability	10,342.43	-10,342.43	0

2120002300 UseSaleTax AP Offset	0	-3.73	-3.73
2120003091 02 Use Tax Payable	92.8	0	92.8
2120003099 Use Tax Payable Accr	28.58	-127.75	-99.17
<b>** Due to Revenue</b>	<b>121.38</b>	<b>-131.48</b>	<b>-10.1</b>
2130001100 Unearned Income	1,345,211.25	-1,345,211.25	0
<b>** Unearned Revenues</b>	<b>1,345,211.25</b>	<b>-1,345,211.25</b>	<b>0</b>
2115007000 Comp Ab Current	3,066.02	-3,066.02	0
2230002000 NC Accr Comp Absence	17,594.54	-17,594.54	0
<b>** Accrued Leave</b>	<b>20,660.56</b>	<b>-20,660.56</b>	<b>0</b>
2890002000 DFRD INFLOW-REVENUES	2,000.00	-2,000.00	0
<b>** NC Claims &amp; Judgements Payable</b>	<b>2,000.00</b>	<b>-2,000.00</b>	<b>0</b>
3000000000 Fund Equity Clearing	1,832,975.76	-2,007,060.44	-174,084.68
3000002000 Fund Balance	44.44	-325,169.00	-325,124.56
3000004000 Net Asset Restricted	13,328.56	0	13,328.56
3900000000 Batch Input-Asset Ld	27,887.50	-10,194.03	17,693.47
3902100000 Inv GFA Lnd Imp (Mod	0	-69,366.19	-69,366.19
3902300000 Inv GFA Bldg (Mod)	0	-446,190.60	-446,190.60
3902500000 Inv GFA Equip (Mod)	26,295.12	-27,733.97	-1,438.85
3902600000 Inv GFA LVA(Modified	403.13	-47,720.85	-47,317.72
3902920000 Inv GFA AUC (Mod)	0	-132,883.27	-132,883.27
<b>** Fund Balance</b>	<b>1,900,934.51</b>	<b>-3,066,318.35</b>	<b>-1,165,383.84</b>
4041002000 APPLICATION FEES	0	-102,150.00	-102,150.00
4041004000 OTH/CERTIFICATE FEE	0	-5	-5
4041005000 TESTING FEES	0	-6,265.00	-6,265.00
4041007000 RENEWAL FEE	0	-442,330.00	-442,330.00
4041028000 OTHER FEES	8,530.00	-11,230.00	-2,700.00
4041041000 REINSTATEMENT	0	-3,700.00	-3,700.00
<b>** OR - Fees</b>	<b>8,530.00</b>	<b>-565,680.00</b>	<b>-557,150.00</b>
4042002100 NBR - Penalties	1,000.00	-1,000.00	0
<b>** OR - Fines and Penalties</b>	<b>1,000.00</b>	<b>-1,000.00</b>	<b>0</b>
4043002100 NBR LICENSE & PERMIT	1,265.00	-447,083.75	-445,818.75
<b>** OR - Licenses and Permits</b>	<b>1,265.00</b>	<b>-447,083.75</b>	<b>-445,818.75</b>
4049003000 INTEREST DISTRIB	0	-13,594.04	-13,594.04
4049003100 NBR Invest Earnings	99.15	0	99.15
4049007000 INTEREST CERT. DEP.	0	-427.3	-427.3
<b>** OR - Investment Revenue</b>	<b>99.15</b>	<b>-14,021.34</b>	<b>-13,922.19</b>
5010001000 00 Regular Salaries	182,168.31	0	182,168.31
5010001100 NBR - Personal Svs.	0	-8,466.19	-8,466.19
5010001600 NBR - Emp Benefits	0	-1,934.59	-1,934.59
5010001900 Stipends	2,520.00	0	2,520.00
5010002000 01 Extra Help Sal	9,516.96	0	9,516.96
5010005000 03 FICA & Medic Exp	13,168.46	0	13,168.46
5010006000 03 Ben Ins Exp HAL	22,680.00	0	22,680.00
5010006500 Agency Cost of ARCAP	1,713.51	0	1,713.51
5010007000 03 Retirement Exp	27,794.36	0	27,794.36
5010010000 03 Work Comp Prem Tx	106.16	0	106.16
5010091000 NBR-Comp Ab. Expense	0	-20,660.56	-20,660.56
<b>** Salary Expense</b>	<b>259,667.76</b>	<b>-31,061.34</b>	<b>228,606.42</b>
5020001000 Postage	710.29	0	710.29
5020002000 Telecomm Wired	2,206.53	0	2,206.53
5020003500 02 Connectivity	1,050.03	0	1,050.03
5020004000 Network Services Exp	11,223.70	-9,668.25	1,555.45
5020004200 Internet Serv-Tech	2,025.00	0	2,025.00
5020004300 02 Server &Email Svc	1,033.55	0	1,033.55
5020005000 Freight	213.67	0	213.67
5020006000 NBR Com & Trans Com	11,953.93	-946.01	11,007.92
<b>** Communication &amp; Transp. of Commod</b>	<b>30,416.70</b>	<b>-10,614.26</b>	<b>19,802.44</b>
5030001000 Printing	3,593.16	-1,839.63	1,753.53
5030002000 Bind Copy Collate	3,570.66	0	3,570.66
5030003000 Advertise Clip Svc	251.1	0	251.1
5030004100 NBR Printing & Adv.	0	-668.66	-668.66
<b>** Printing &amp; Advertising</b>	<b>7,414.92</b>	<b>-2,508.29</b>	<b>4,906.63</b>
5030005000 02-Bldg & Grds Maint	40,023.41	0	40,023.41

5030005100	Pest Control Cl 02	209.28	0	209.28
5030005200	Major Building Proj.	53,800.00	-53,800.00	0
5030007000	Hauling & Moving Exp	1,683.00	0	1,683.00
**	Repairing & Servicing	95,715.69	-53,800.00	41,915.69
5040001000	Electricity	1,468.31	0	1,468.31
5040003000	Water & Sewage	1,463.78	0	1,463.78
5040003100	02 Water	136.82	0	136.82
5040004000	Natural Gas Propane	404.31	0	404.31
5040005000	Rent of Facilities	7,555.60	0	7,555.60
5040007000	Rent of Office Equip	167.24	-167.24	0
5040008500	02 Rent-Data Proc Eq	2,292.43	0	2,292.43
5040011000	Other Rent & Leases	1,671.63	-786.3	885.33
5040012000	NBR -Utilities & Ren	261.57	-196.54	65.03
**	Utilities & Rent	15,421.69	-1,150.08	14,271.61
5050001000	02 Mileage	210.5	0	210.5
5050004100	09 - Meals	51.28	0	51.28
5050004200	09 - Lodging	1,256.58	0	1,256.58
5050006000	09 Common Carrier	50	0	50
5050010000	09 Ground Transport	72.83	0	72.83
5050012000	09 PRKNG FEES TRAVEL	113.36	0	113.36
5050014000	09 Other Travel Exp	74.6	0	74.6
5050020100	02Bd Mmbr Trav Meals	528.92	0	528.92
5050020200	02Bd Mmbr Trav Lodg	3,256.87	0	3,256.87
5050020300	02Bd Mmbr Trav Other	1,105.15	-553.2	551.95
5050020400	02BdMbr Trvl Mileage	4,768.22	0	4,768.22
**	Travel & Subsistence	11,488.31	-553.2	10,935.11
5060001000	Professional Adm Fee	3,470.00	0	3,470.00
5060002000	Eng & Architect Fees	102,427.36	-70,427.36	32,000.00
5060002100	Reimb Eng & Arch	1,327.19	0	1,327.19
5080015000	02 MiscTech SrvNonIT	353.2	0	353.2
**	Professional Services & Fees	107,577.75	-70,427.36	37,150.39
5070001000	Surety Perform Bonds	20.82	0	20.82
5070003000	Bld Contents Ins	914.19	0	914.19
**	Insurance & Bonds	935.01	0	935.01
5080001000	M&R Service Fees	74.2	0	74.2
5080002200	EFT PROCESSING FEES	21,340.90	0	21,340.90
5080006000	Assoc Member Dues	6,500.00	0	6,500.00
5080009000	Janitorial Service	1,662.80	0	1,662.80
5080013000	Security Services	216.87	-108.43	108.44
5080014100	Recycling Services	320.18	0	320.18
5080022000	Other Expenses Svc	46.87	0	46.87
5080029000	NBR - Other Exp, Svs	3,267.76	-921.75	2,346.01
**	Other Expenses & Services	33,429.58	-1,030.18	32,399.40
5090006000	Office Supplies	1,004.26	-76.27	927.99
5090018000	Subscriptions Pubs	252.71	0	252.71
5090019000	Food Purchases	1,320.39	-2.74	1,317.65
5090022000	02-Kit,Jan,House Sup	145.88	0	145.88
**	Commodities, Materials & Supplies	2,723.24	-79.01	2,644.23
5110002000	02 Other Refunds	3,100.00	-380	2,720.00
**	Refunds, Taxes & Claims	3,100.00	-380	2,720.00
6080001000	REF TO EXP-CURR YEAR	108.43	-108.43	0
**	Refunds	108.43	-108.43	0
5901020000	Depr Expense (Full)	14,748.39	0	14,748.39
**	Depreciation/Amortization	14,748.39	0	14,748.39
6060007200	M & R Transfers In	0	-12	-12
**	Transfers In/Out	0	-12	-12
6990001000	Prior Yr Warr Outlaw	0	-198.72	-198.72
6990003000	Prior Yr Ref to Exp	0	-85	-85
**	Prior Year Adjustment	0	-283.72	-283.72
***	<b>BALANCE</b>	<b>14,137,114.67</b>	<b>-14,137,114.67</b>	<b>0</b>

Arkansas State Board of Licensure  
For  
Professional Engineers And Professional Surveyors  
10324 Interstate 30, Little Rock, AR  
Agenda for May 9, 2017 Board meeting

1. 10:00 a.m. Call to order President Beasley
  
2. Consent Agenda
  - a. Approve Minutes of March 14, 2017 meeting.
  - b. Conditionally licensed registrants
    - i. PE Comity and Temporary Permits (with Model Law Engineer qualifications)
    - ii. EI's & SI's
    - iii. COA's
  - c. Executive Director recommendations
  
3. Administrative Items
  - a. Financial Report for February 2017 and March 2017.
  - b. Approve Arkansas Specific Surveying Exam Consultant Contract-Elgin
  - c. Discuss Surveyor Program Proposal/Contract-Elgin
  - d. Establish passing/acceptable score for April 2017 Arkansas Specific Surveying examination (if available)
  - e. Arkansas Attorney General's Report
  - f. Building Renovation Report and Tour\* (*Report and Tour to take place at 2:30pm at 623 Woodlane, Little Rock, AR 72201*)
  
4. Applicants/discuss applications lists
  - a. Railroad Engineering Services COA waiver request
  - b. Applications recommended for discussion by the Executive Director and items removed from sections 2.b. and 2.c. of the consent agenda.
  
5. Complaint Committee Report Grant Grigg
  - a. Complaint Status Report
  - b. Case Management Statistics
  - c. Complaint Committee Consent Agenda
  
6. Board Topics
  - a. NCEES Southern Zone Meeting Report
  - b. NCEES Funded Delegate to Annual Meeting in Miami, FL
  - c. Arkansas 91<sup>st</sup> General Assembly Bill Status
  - d. Next Board Meeting scheduled for July 11, 2017 at 10:00 a.m., location TBA

\*Agenda Items to take place at office located at 623 Woodlane Drive, Little Rock, AR at 2:30pm

7. Other

- a. Election of Officers
- b. Executive Session-Executive Director Annual Performance Evaluation
- c. Professional Picture of the Board taken at 2:30pm\*.

Lunch will be served at approximately 12:00pm

*\*Agenda Items to take place at office located at 623 Woodlane Drive, Little Rock, AR at 2:30pm*